

Dear Parent/Carer,

As we approach the end of a third week of home learning, we would like to thank all parents and carers who have got in touch with us to clarify how best to support their children. This perseverance and optimism is exactly what our POW values are hoping to bring out of the children.

We wish you all a Happy Easter weekend and hope you can make the most of it under the current conditions.



Are you still showing your POW Values?

We know that many of our pupils are showing kindness on a regular basis by helping those in need and that really shows great dedication towards their POW values. Are they keeping a record of their kindness though?

The Red Cross have released a 'Kindness Calendar' and some resources linked to showing kindness which would let children continue to practice their POW values in an exciting way.

The calendar and other resources can be [found here](#) to use as an additional activity for children to complete at home. Remember to send us photos of you using the calendar if you get the chance.

POW Value Image Challenge

Thank you to the children who have sent in their images and explanations so far as part of our POW image challenge. We would enjoy seeing many more entries to this so please keep showing your perseverance and keep looking for those images.

Don't remember what to do? Look at [our instruction video on our YouTube channel](#) for more information.


Home Learning Link

Just to remind you that the home learning given to children before the school closure can also be found on our West St Leonards home learning page:

<https://www.brightonacademiestrust.org.uk/home-learning/west-st-leonards-home-learning>

West St Leonards Learning Channel

We can see that more and more people are subscribing to [our YouTube learning channel](#) and have enjoyed the storytelling and other learning. Jack and Jamie here definitely enjoyed Mr Woods telling the story of 'Little Penguin Learns to Swim':



Have you tried learning a new song with Mr Elvy yet? Get onto the WSLPA Learning Channel and find out more. Maybe even get a picture of yourself singing along!

Resources for SEND Children

The Council for Disabled Children (CDC) has launched two new email inboxes aimed to answer questions, collate resources and share information on Coronavirus and the impact on children and young people with Special Educational Needs and Disabilities (SEND). They are designed to be used by professionals, practitioners, parent carers and families of children and young people with SEND. For more information please [click here](#).

A resourceful booklet of indoor activities, how to structure routine and ways to manage wellbeing to support children with a learning disability has been released. To view the document please [click here](#).

An accessible, clear podcast setting out the role parents have during this period and why they are not replacing teachers, but enhancing their own parenting is also available.

"Corona – Life at home – supporting children with special needs" SENDcast. To listen to the podcast please [click here](#).

Key Worker Children Attending School

As we will be using the field and outdoor areas for activities in the coming weeks, please ensure that your child comes to school with a hat to protect them from the sun. If parents and carers can also apply sunscreen before the start of the school day then this would also be very supportive.

Science and Outdoor Learning

At a time where it is not possible to go outside, there will be a number of very inquisitive children who enjoy learning more about the geography and science of the outdoors. As a result, we would like to share the 'Fieldwork Live' lessons which will be streamed free and live from **Monday 20th April – Friday 1st May 2020**, focusing on a range of Geography and Science content aimed at Primary KS2 (Ages 7-11) but for older children also if you require it.




You can view the [list of sessions available and book here](#). All sessions are supported by a free resource pack which has been designed for you to prepare children prior to the live session, providing some pre-lesson activities and handouts. This is a great opportunity to help children learn more about the outdoors at a time where exposure to parks and open spaces is limited.

However, if you are lucky enough to have some outdoor space at home, there are loads of fun activities that you can do to take your home learning outdoors—regardless of the size of outdoor space you have! Here are some ideas of fun and educational activities that you can do outside to help you make the most of the beautiful weather:

Art	Science
<ul style="list-style-type: none">• Take some paper outside and do a landscape drawing• Sketch some pretty flowers or other objects you can see in your outdoor space• Make a collage on the computer of some of the living things you can see when outside• Make a fingerprint minibeast painting• Blow some bubbles and explore the different colours you can see in them• Make some shadow shapes on a wall and, if possible, ask an adult to take some photographs• Lie back and see what shapes you can see in the clouds, then draw what you see• When the sun is shining, use the mist from a garden hose to make a rainbow	<ul style="list-style-type: none">• Become a wildlife detective and go a minibeast hunt around your outdoor space• Make your own rain gauge. Instructions can be found at https://www.theecologycenter.org/build-a-rain-gauge/• Measure a square with sides of 30cm out in your outdoor space. Make a list of all the different plants and wildlife you can see in your square• Go birdwatching in your outdoor space. Guidance and an online bird identifier can be found at https://www.rspb.org.uk/fun-and-learning/for-families/family-wild-challenge/activities/go-birdwatching/

Celebrating Our Superb Learners

There has once again been a superb influx of photos to our request to see fantastic home learning from West St Leonards pupils. As mentioned before, we will endeavour to show as many photos as possible as part of the newsletter but some may need to be displayed in later weeks. Thank you to all our excellent learners and please keep sending your photos of work and fun activities through to office@wslprimaryacademy.org.uk



H A P P Y E A S T E R