


Reports powered by...

Perspective



West St Leonards Primary Academy



Ofsted Parent View Survey 2013/14 04/10/2016

Created on 04/10/2016

Printed by Dominic O'Regan

Introduction

Perspective surveys are an opportunity to find out how a group of people perceive things that relate to your school or centre.

The following pages contain the results of your survey. Use this report to help you understand peoples perceptions and develop your school or centre to cater for or improve these perceptions.

The Survey

The survey was active between 20/11/2015 – 04/12/2015 and was answered anonymously.

The survey asks a series of questions which the person must rate. The ratings are as follows:

1. Strongly Agree
2. Agree
3. Disagree
4. Strongly Disagree
5. Don't know

The Report

This report is broken down into several sections:

- **Survey Response**

This is an overview of how people responded to your survey.

- **Feedback Summary**

This section gives an overall look at the survey answers.

- **Detailed Feedback**

This section details answers given to each question.

Important note regarding this report:

Reports from surveys contain all the collated feedback from all respondents excepting the following:

Where a survey response contains offensive language, or information that breaches confidentiality/privacy, or information that endangers others, or information that might identify specific children, and where this is detected by automated processes in the software or by quality review, then these responses will be omitted from the survey report.

Survey Responses

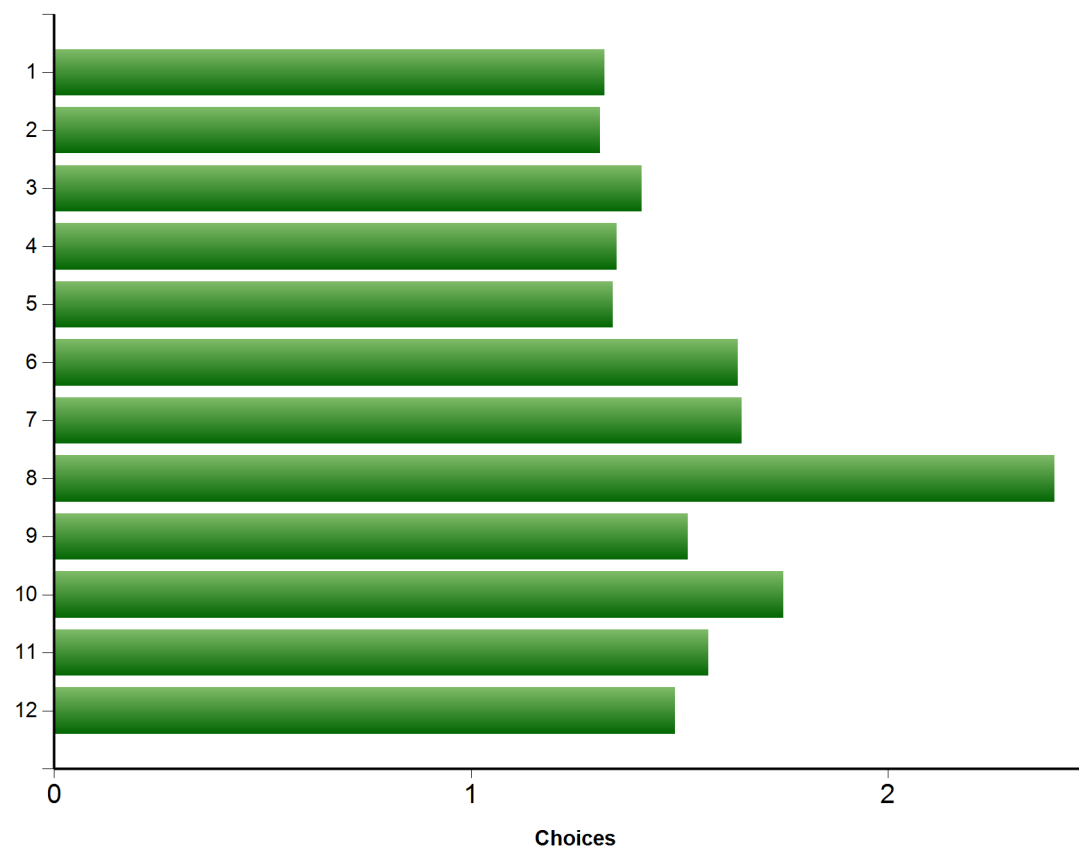
This table gives an overview of the amount of responses you have received.

Distributed To	Completed Questionnaire
218	207

Feedback Summary

Here is a graph representing the average user response for each question

Question	Response					Average
	1	2	3	4	5	
1	144	60	2	1	0	1.32
2	147	56	3	1	0	1.31
3	130	71	5	1	0	1.41
4	139	64	3	1	0	1.35
5	138	67	2	0	0	1.34
6	106	80	13	6	2	1.64
7	98	94	8	3	4	1.65
8	74	68	17	4	44	2.4
9	115	83	5	2	2	1.52
10	99	84	10	5	9	1.75
11	111	86	3	3	4	1.57
12	132	64	3	1	7	1.49

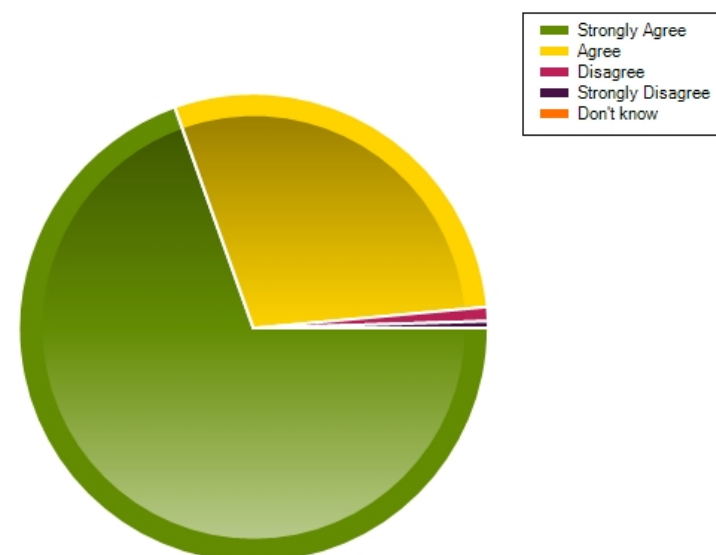
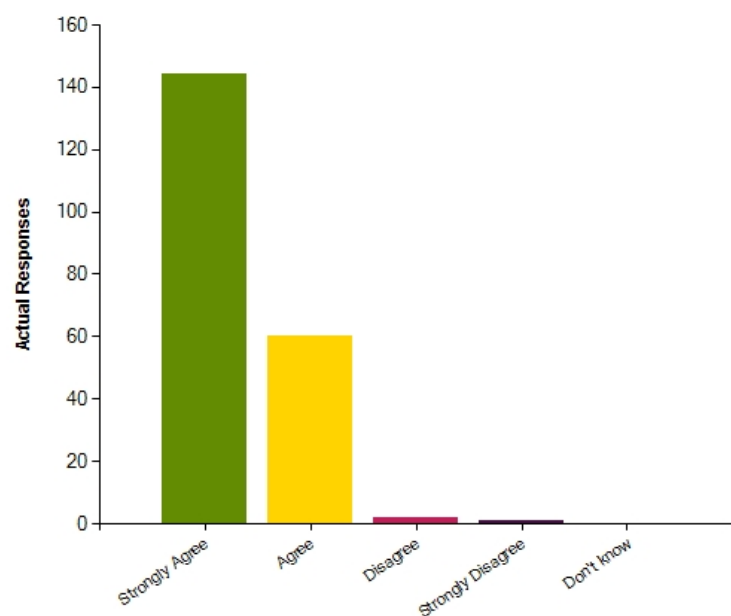


Questions

Question : My child is happy at this school

	Strongly Agree	Agree	Disagree	Strongly Disagree	Don't know
No. Of Responses	144	60	2	1	0
Response Percentage	69.57	28.99	0.97	0.48	0

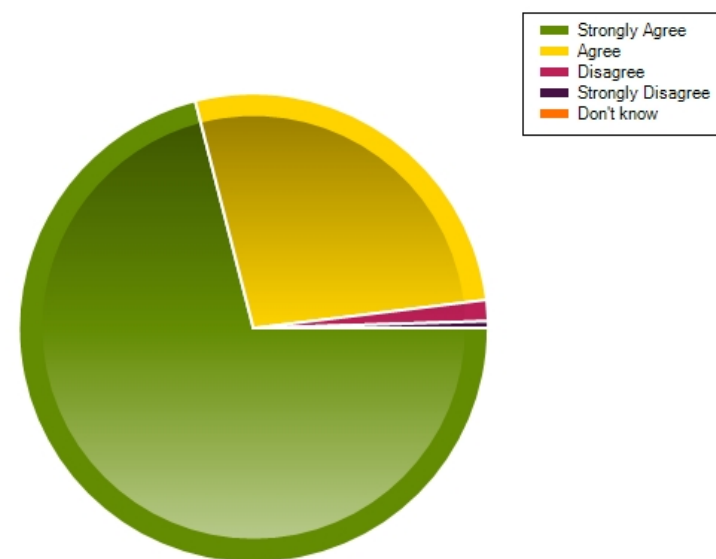
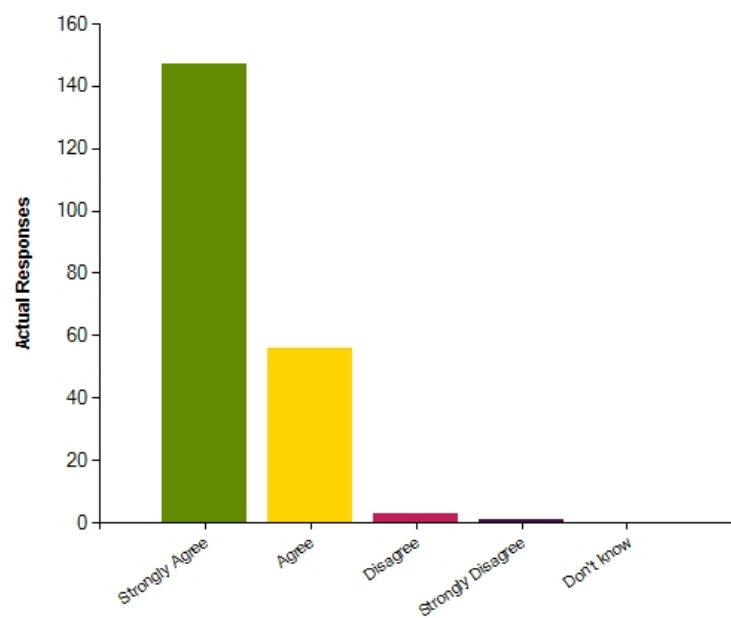
Average Response	1.32
Most Popular Response	Strongly Agree



Question : My child feels safe at this school

	Strongly Agree	Agree	Disagree	Strongly Disagree	Don't know
No. Of Responses	147	56	3	1	0
Response Percentage	71.01	27.05	1.45	0.48	0

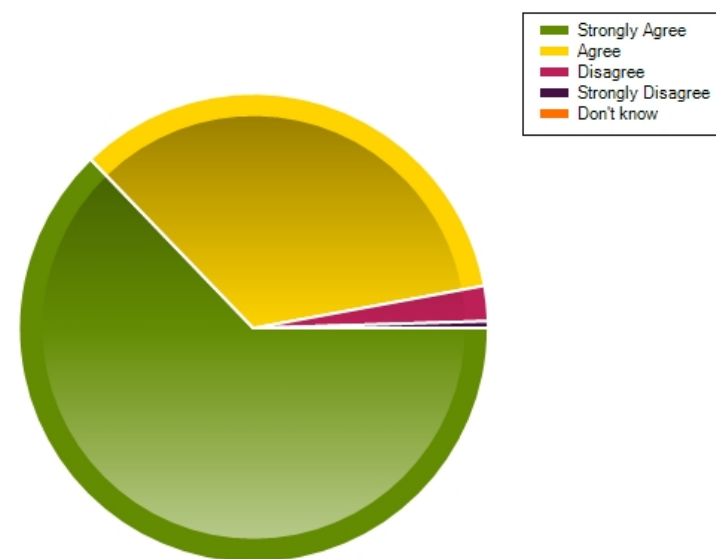
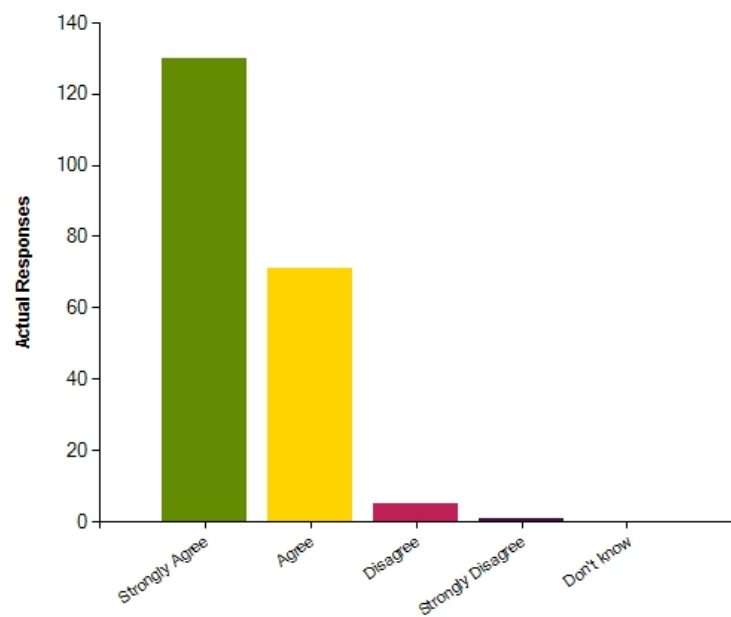
Average Response	1.31
Most Popular Response	Strongly Agree



Question : My child makes good progress at this school

	Strongly Agree	Agree	Disagree	Strongly Disagree	Don't know
No. Of Responses	130	71	5	1	0
Response Percentage	62.8	34.3	2.42	0.48	0

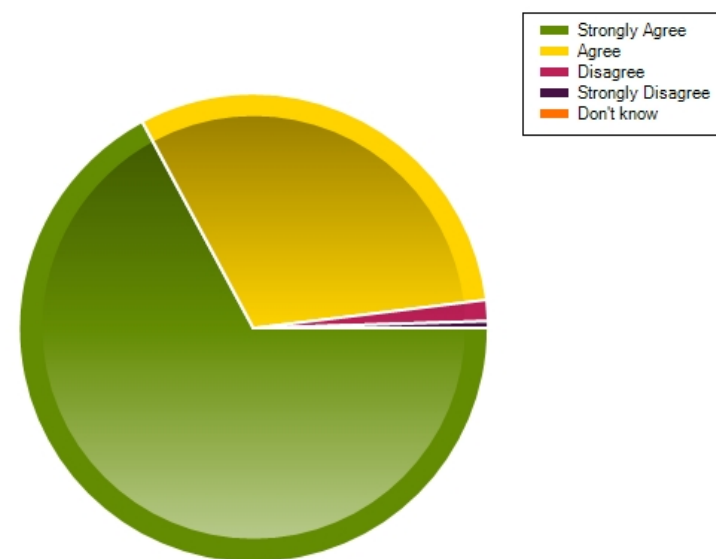
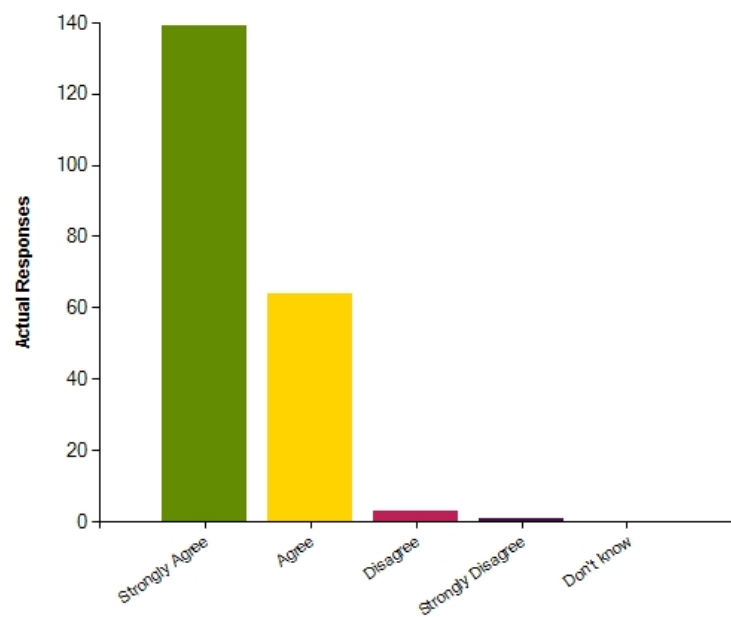
Average Response	1.41
Most Popular Response	Strongly Agree



Question : My child is well looked after at this school

	Strongly Agree	Agree	Disagree	Strongly Disagree	Don't know
No. Of Responses	139	64	3	1	0
Response Percentage	67.15	30.92	1.45	0.48	0

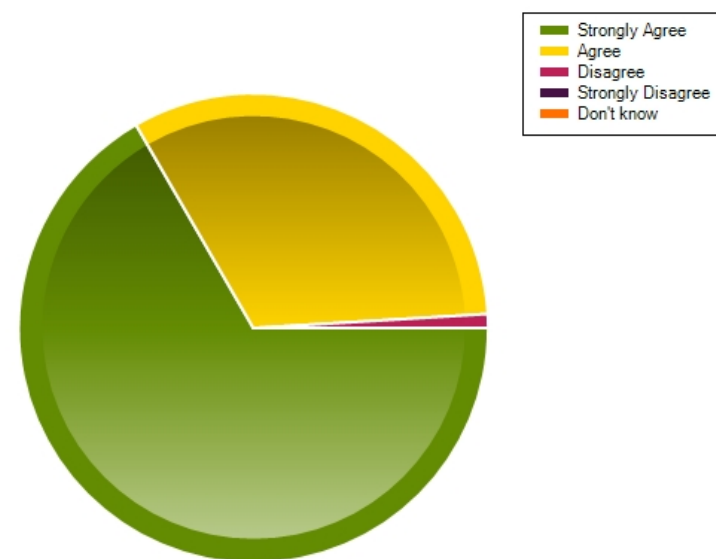
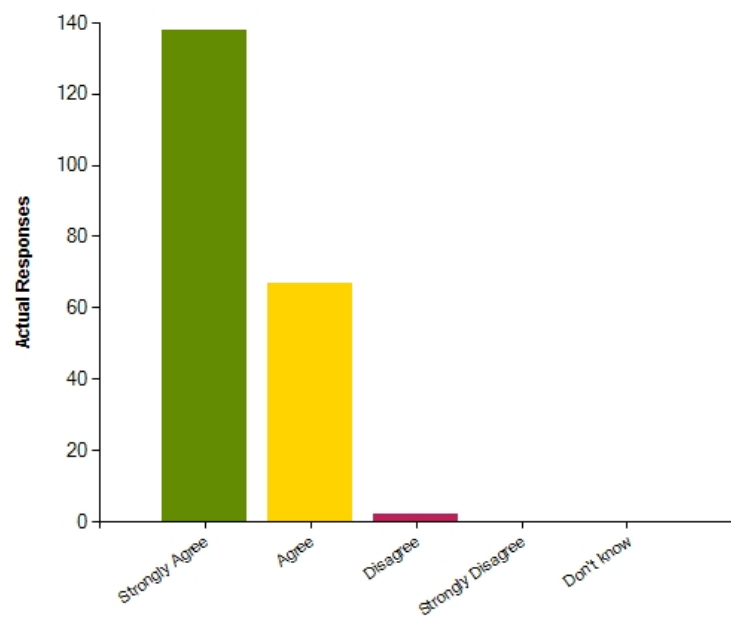
Average Response	1.35
Most Popular Response	Strongly Agree



Question : My child is taught well at this school

	Strongly Agree	Agree	Disagree	Strongly Disagree	Don't know
No. Of Responses	138	67	2	0	0
Response Percentage	66.67	32.37	0.97	0	0

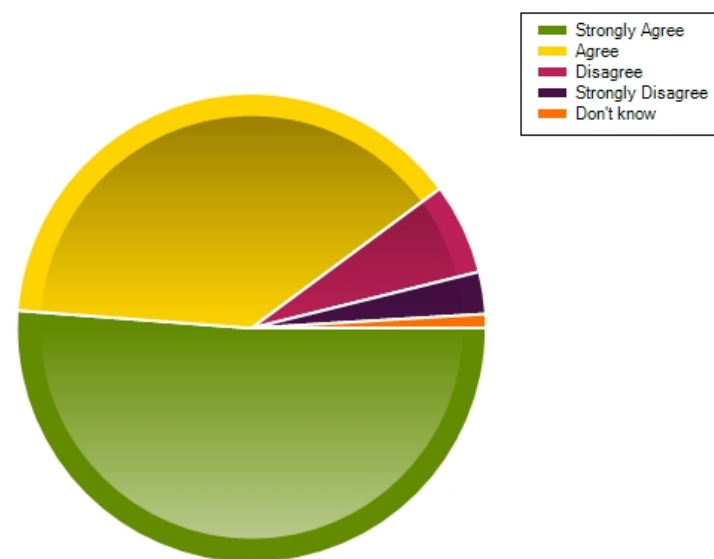
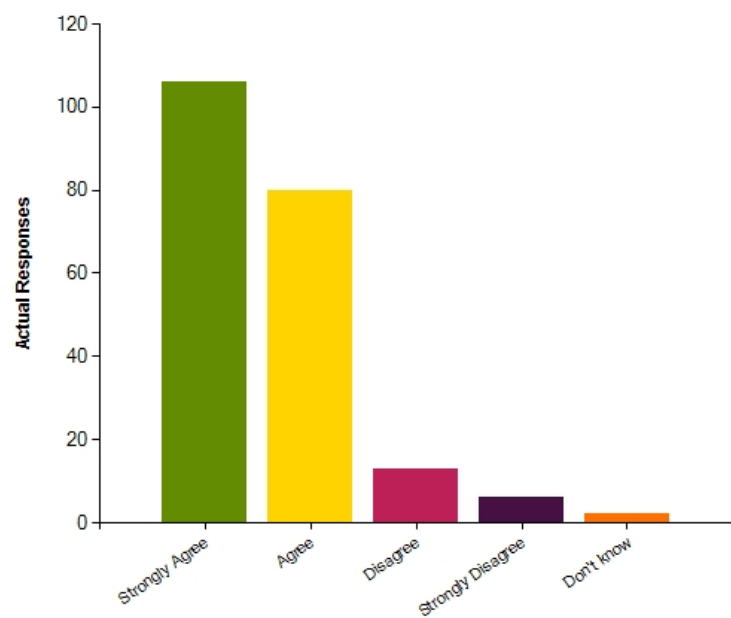
Average Response	1.34
Most Popular Response	Strongly Agree



Question : My child receives appropriate homework for their age

	Strongly Agree	Agree	Disagree	Strongly Disagree	Don't know
No. Of Responses	106	80	13	6	2
Response Percentage	51.21	38.65	6.28	2.9	0.97

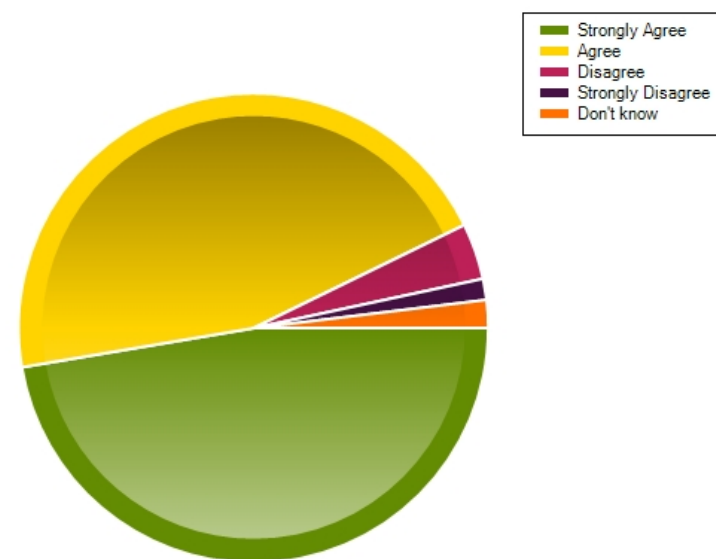
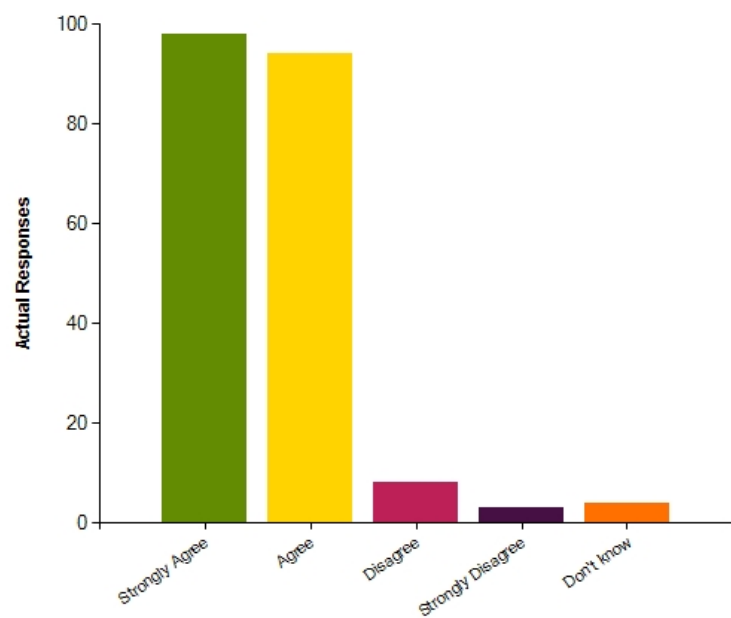
Average Response	1.64
Most Popular Response	Strongly Agree



Question : This school makes sure its pupils are well behaved

	Strongly Agree	Agree	Disagree	Strongly Disagree	Don't know
No. Of Responses	98	94	8	3	4
Response Percentage	47.34	45.41	3.86	1.45	1.93

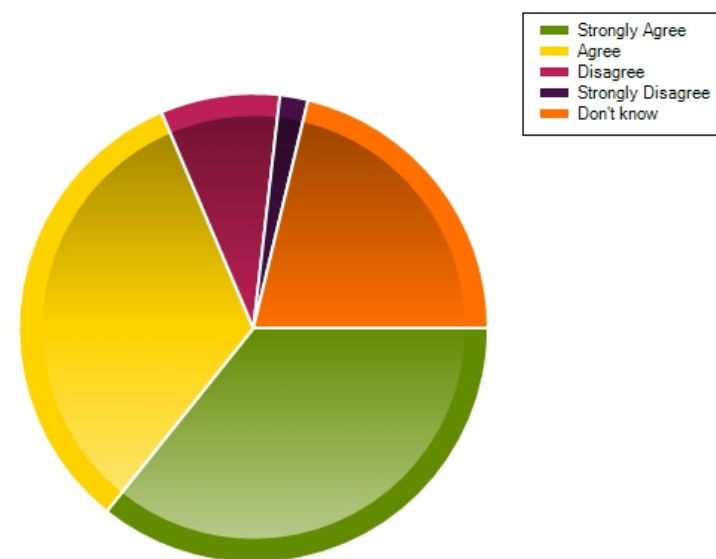
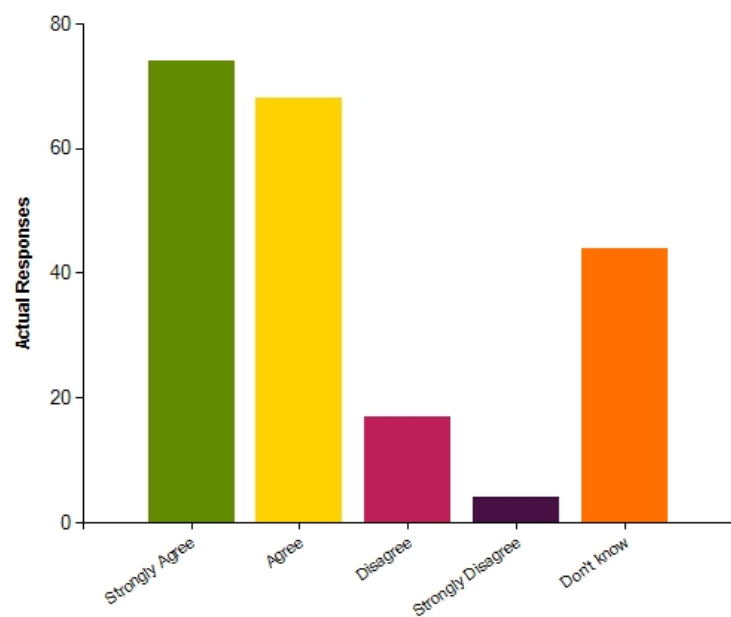
Average Response	1.65
Most Popular Response	Strongly Agree



Question : This school deals effectively with bullying

	Strongly Agree	Agree	Disagree	Strongly Disagree	Don't know
No. Of Responses	74	68	17	4	44
Response Percentage	35.75	32.85	8.21	1.93	21.26

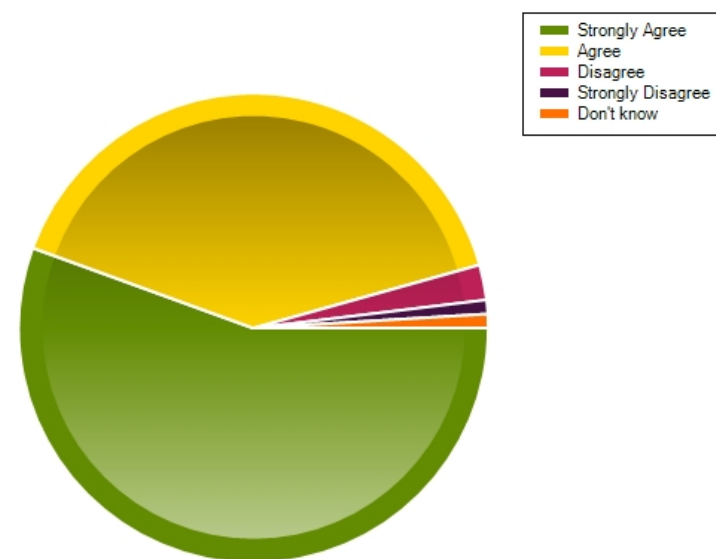
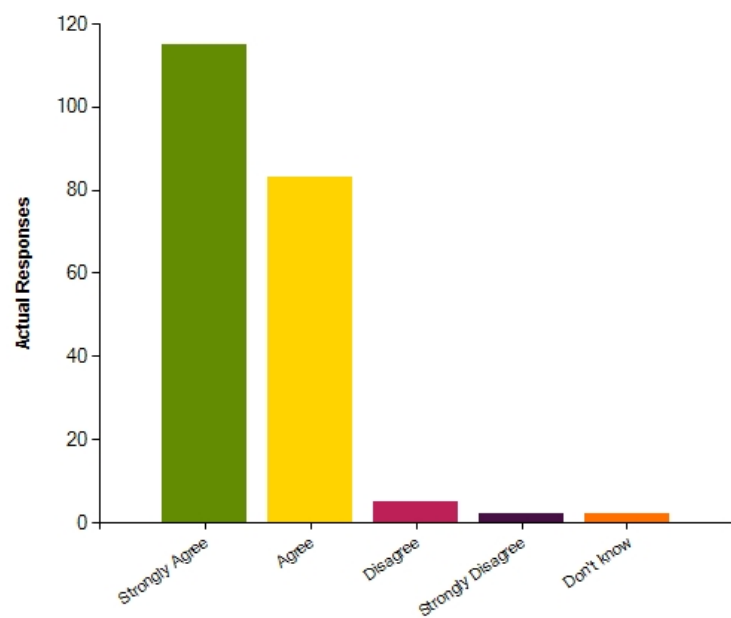
Average Response	2.4
Most Popular Response	Strongly Agree



Question : This school is well led and managed

	Strongly Agree	Agree	Disagree	Strongly Disagree	Don't know
No. Of Responses	115	83	5	2	2
Response Percentage	55.56	40.1	2.42	0.97	0.97

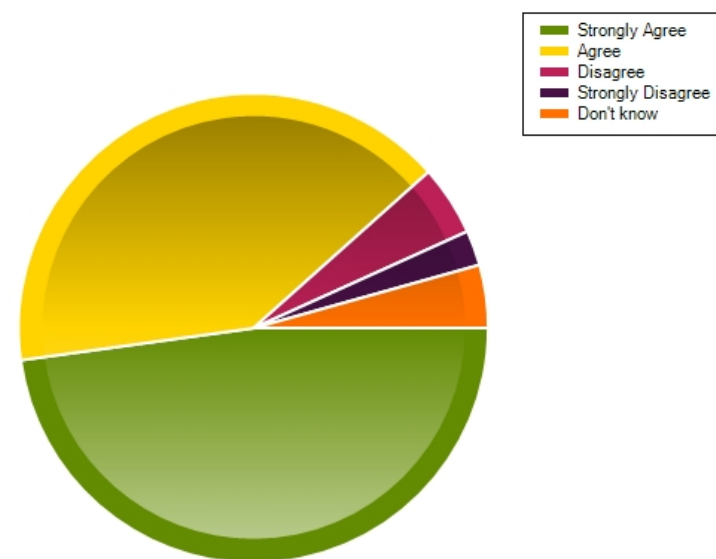
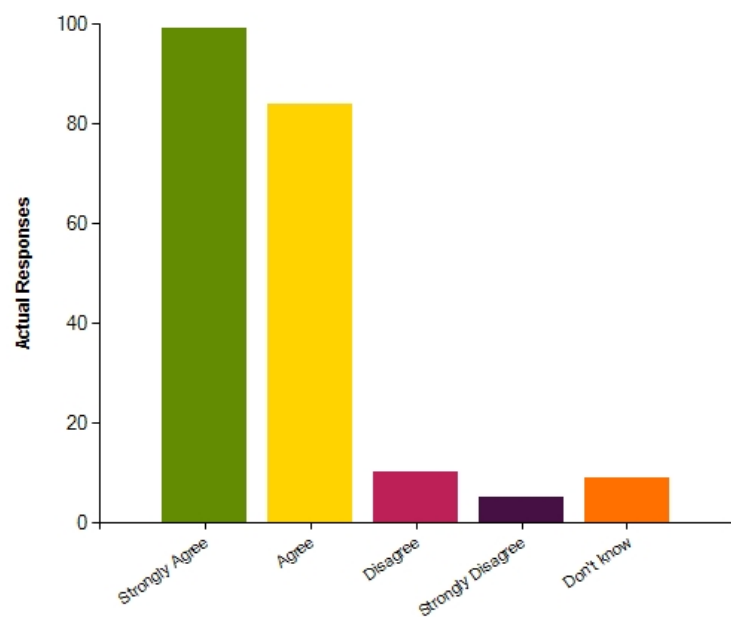
Average Response	1.52
Most Popular Response	Strongly Agree



Question : This school responds well to any concerns I raise

	Strongly Agree	Agree	Disagree	Strongly Disagree	Don't know
No. Of Responses	99	84	10	5	9
Response Percentage	47.83	40.58	4.83	2.42	4.35

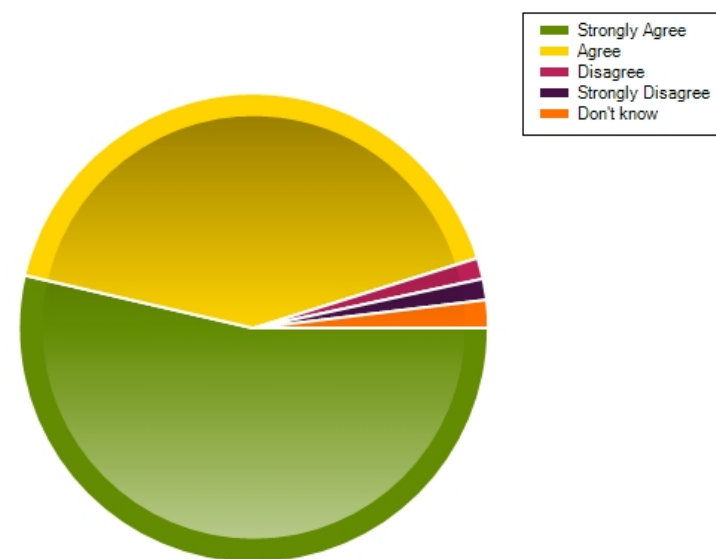
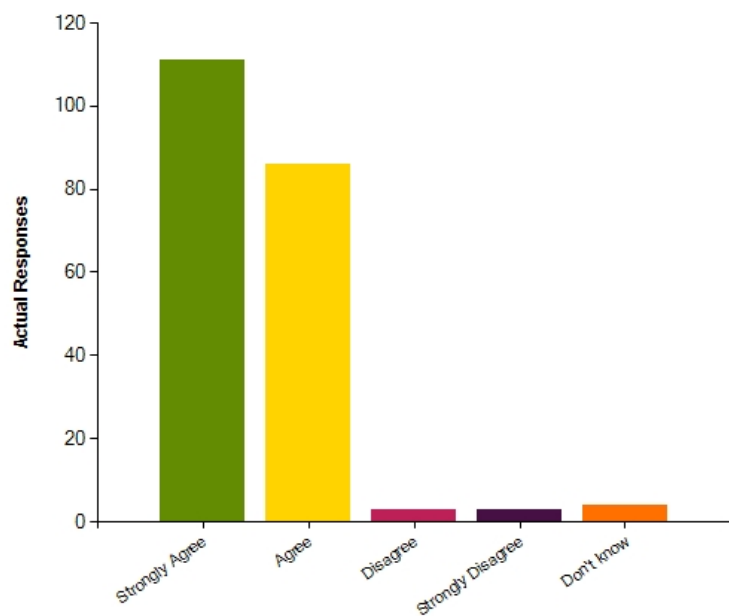
Average Response	1.75
Most Popular Response	Strongly Agree



Question : I receive valuable information from the school about my child's progress

	Strongly Agree	Agree	Disagree	Strongly Disagree	Don't know
No. Of Responses	111	86	3	3	4
Response Percentage	53.62	41.55	1.45	1.45	1.93

Average Response	1.57
Most Popular Response	Strongly Agree



Question : Would you recommend this school to another parent?

	Strongly Agree	Agree	Disagree	Strongly Disagree	Don't know
No. Of Responses	132	64	3	1	7
Response Percentage	63.77	30.92	1.45	0.48	3.38

Average Response	1.49
Most Popular Response	Strongly Agree

