

Reports powered by...

Perspective



## West St Leonards Primary Academy



Parental Survey 2017 25/11/2016

Created on 25/11/2016

Printed by Dominic O'Regan

## Introduction

---

Perspective surveys are an opportunity to find out how a group of people perceive things that relate to your school or centre.

The following pages contain the results of your survey. Use this report to help you understand peoples perceptions and develop your school or centre to cater for or improve these perceptions.

## The Survey

---

The survey was active between 11/11/2016 – 25/11/2016 and was answered anonymously.

The survey asks a series of questions which the person must rate. The ratings are as follows:

1. Strongly Agree
2. Agree
3. Disagree
4. Strongly Disagree

## The Report

---

This report is broken down into several sections:

- **Survey Response**

This is an overview of how people responded to your survey.

- **Feedback Summary**

This section gives an overall look at the survey answers.

- **Detailed Feedback**

This section details answers given to each question.

### **Important note regarding this report:**

Reports from surveys contain all the collated feedback from all respondents excepting the following:

Where a survey response contains offensive language, or information that breaches confidentiality/privacy, or information that endangers others, or information that might identify specific children, and where this is detected by automated processes in the software or by quality review, then these responses will be omitted from the survey report.

## Survey Responses

---

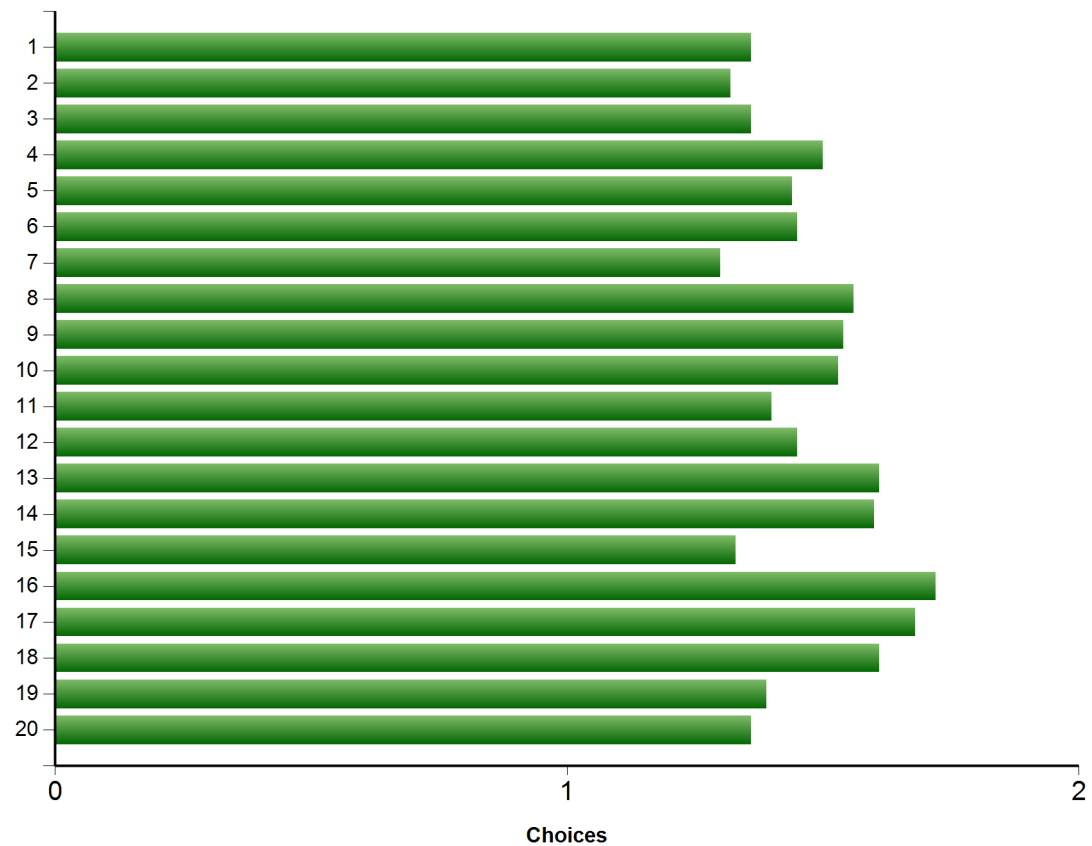
This table gives an overview of the amount of responses you have received.

Distributed To	Completed Questionnaire
252	222

## Feedback Summary

Here is a graph representing the average user response for each question

Question	Response				Average
	1	2	3	4	
1	147	71	2	2	1.36
2	159	58	2	3	1.32
3	150	67	3	2	1.36
4	120	95	6	1	1.5
5	129	90	2	1	1.44
6	130	86	4	2	1.45
7	159	61	0	2	1.3
8	113	97	9	3	1.56
9	115	97	7	3	1.54
10	119	91	9	3	1.53
11	142	74	3	3	1.4
12	131	84	4	3	1.45
13	109	95	14	4	1.61
14	107	99	14	2	1.6
15	154	65	0	3	1.33
16	91	105	23	3	1.72
17	92	114	12	4	1.68
18	103	106	9	4	1.61
19	143	74	2	3	1.39



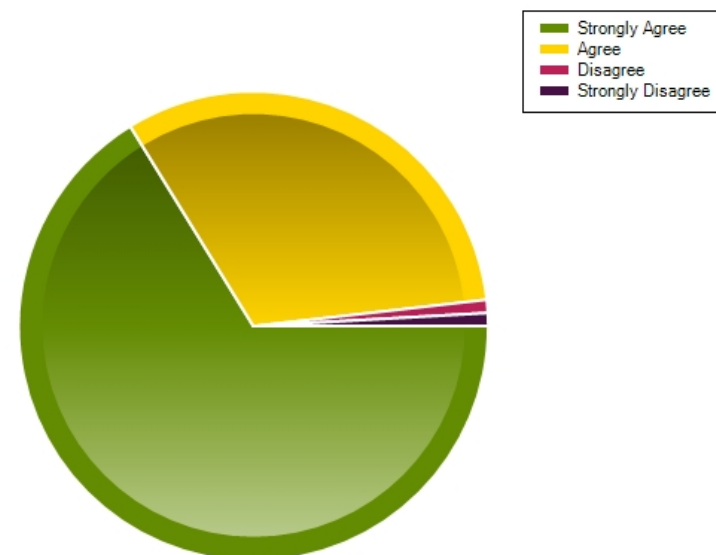
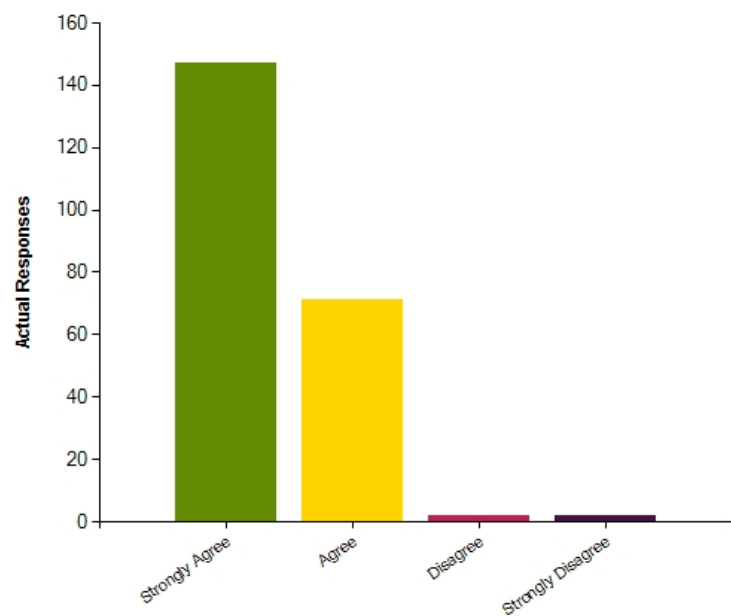
20	148	70	1	3	1.36
----	-----	----	---	---	------

## Questions

**Question :** My child enjoys school

	Strongly Agree	Agree	Disagree	Strongly Disagree
<b>No. Of Responses</b>	147	71	2	2
<b>Response Percentage</b>	66.22	31.98	0.9	0.9

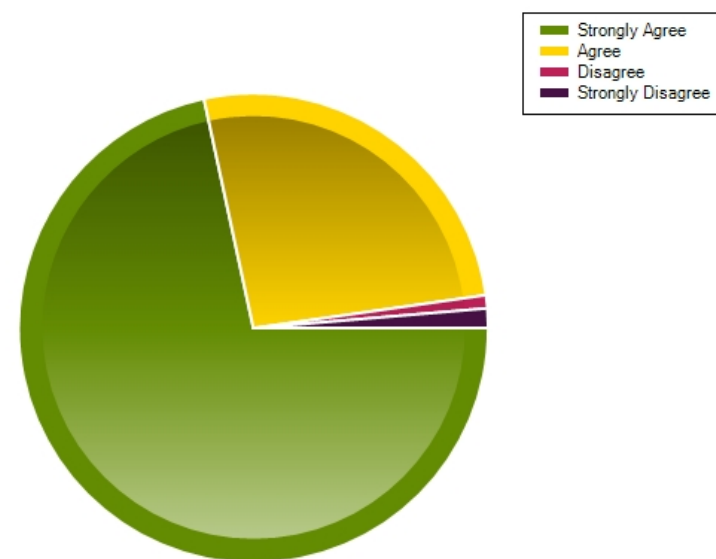
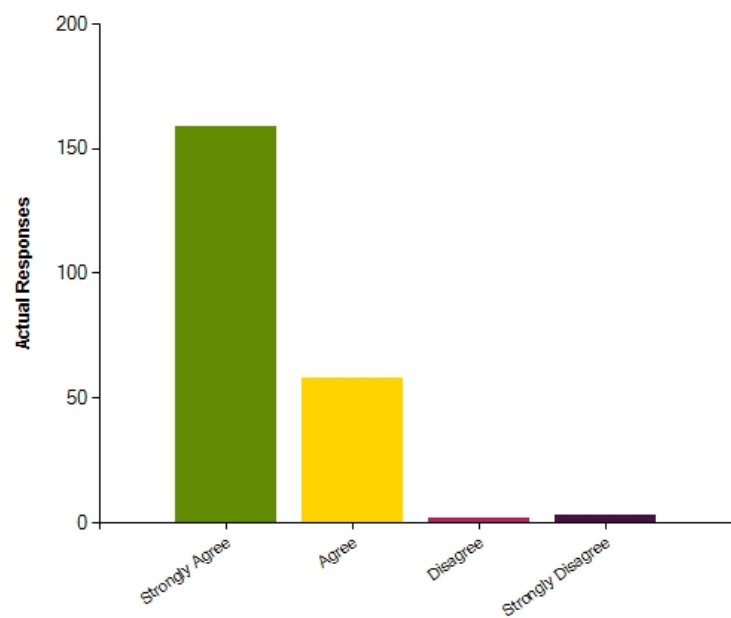
<b>Average Response</b>	1.36
<b>Most Popular Response</b>	Strongly Agree



**Question :** The school keeps my child safe

	Strongly Agree	Agree	Disagree	Strongly Disagree
No. Of Responses	159	58	2	3
Response Percentage	71.62	26.13	0.9	1.35

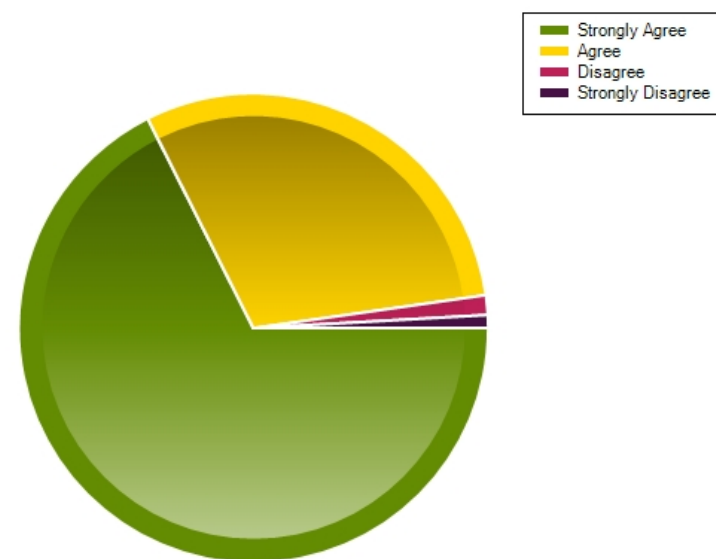
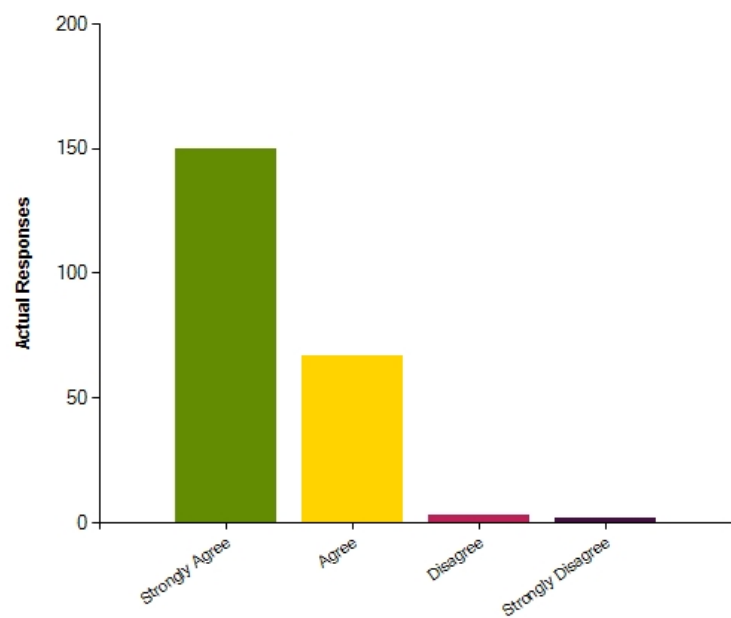
Average Response	1.32
Most Popular Response	Strongly Agree



**Question :** My child is making progress at this school

	Strongly Agree	Agree	Disagree	Strongly Disagree
No. Of Responses	150	67	3	2
Response Percentage	67.57	30.18	1.35	0.9

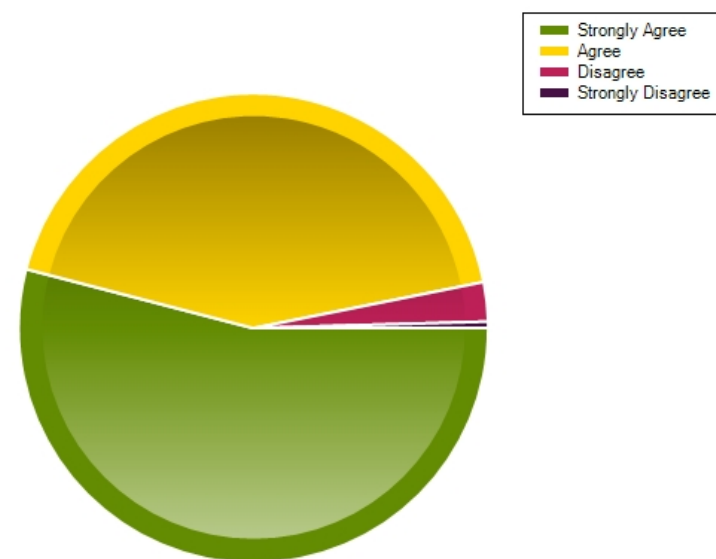
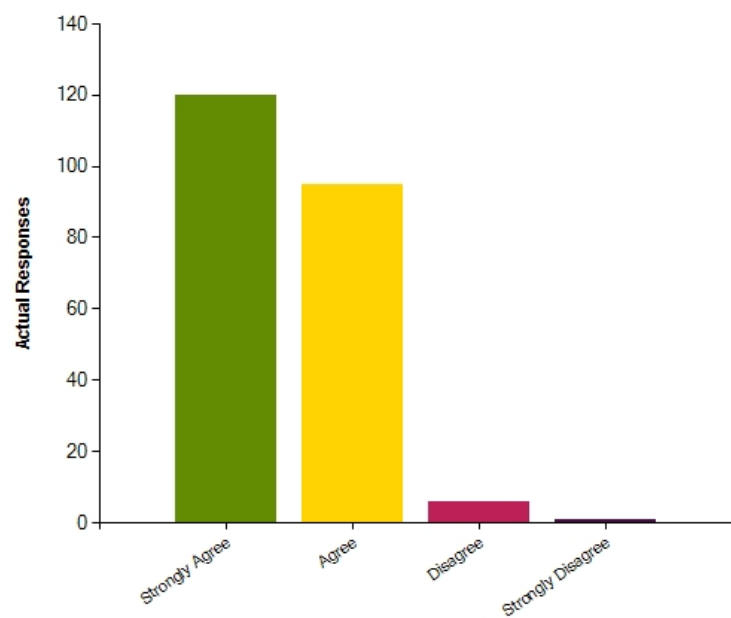
Average Response	1.36
Most Popular Response	Strongly Agree



**Question :** The school helps my child to have a healthy lifestyle

	Strongly Agree	Agree	Disagree	Strongly Disagree
No. Of Responses	120	95	6	1
Response Percentage	54.05	42.79	2.7	0.45

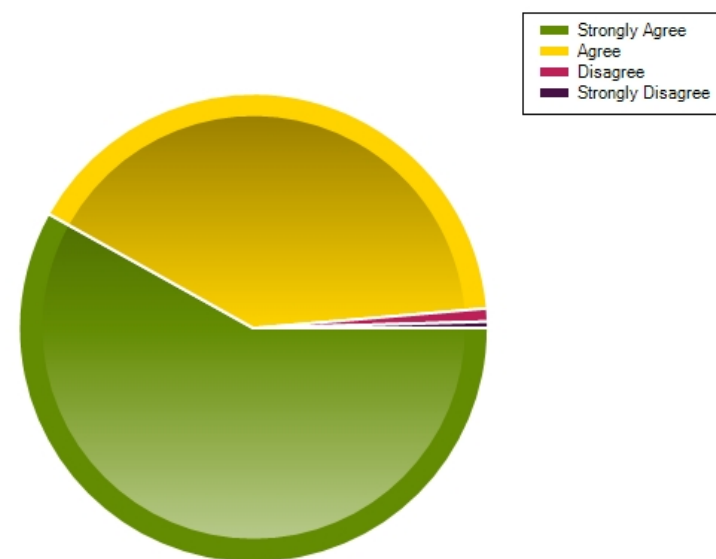
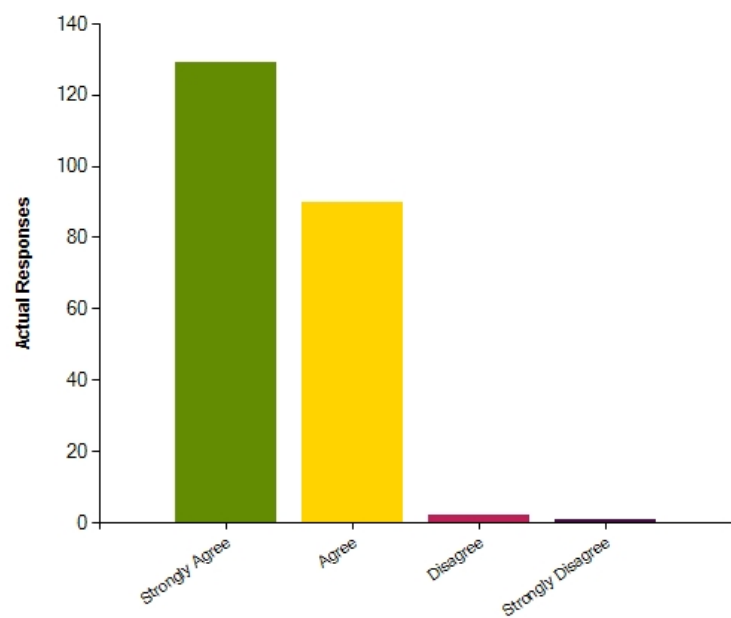
Average Response	1.5
Most Popular Response	Strongly Agree



**Question :** The school helps my child to understand how to stay safe

	Strongly Agree	Agree	Disagree	Strongly Disagree
No. Of Responses	129	90	2	1
Response Percentage	58.11	40.54	0.9	0.45

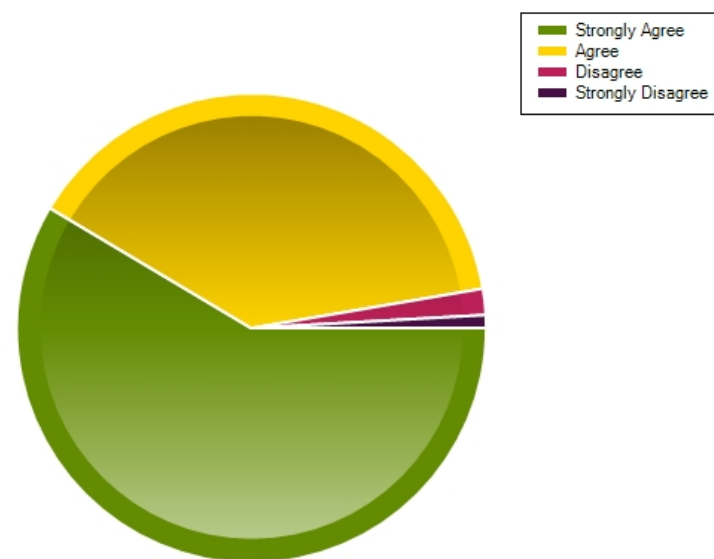
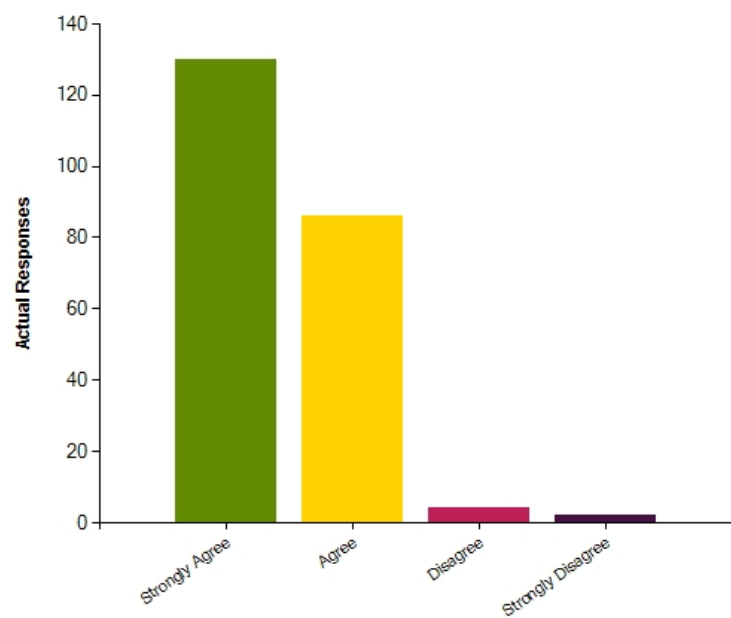
Average Response	1.44
Most Popular Response	Strongly Agree



**Question :** The school informs me about my child's progress

	Strongly Agree	Agree	Disagree	Strongly Disagree
No. Of Responses	130	86	4	2
Response Percentage	58.56	38.74	1.8	0.9

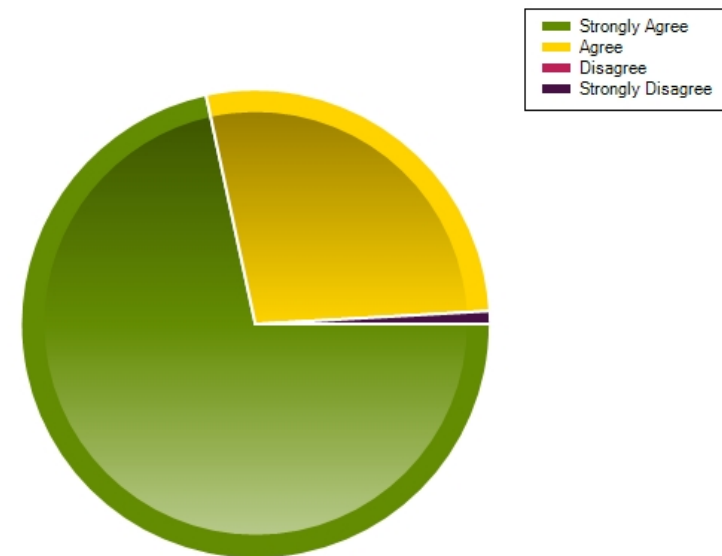
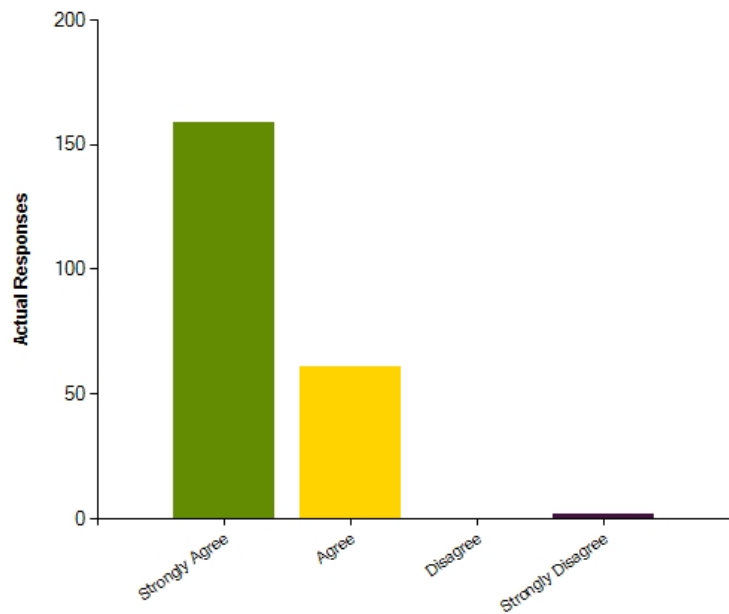
Average Response	1.45
Most Popular Response	Strongly Agree



**Question :** The school expects my child to work hard and do his or her best

	Strongly Agree	Agree	Disagree	Strongly Disagree
No. Of Responses	159	61	0	2
Response Percentage	71.62	27.48	0	0.9

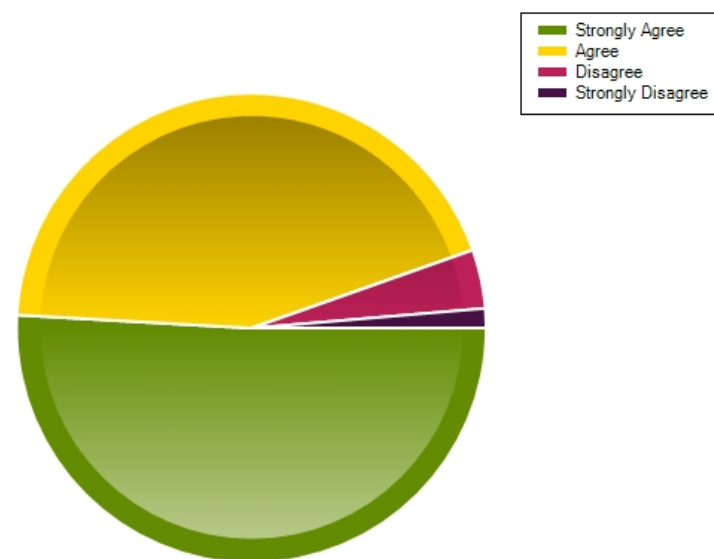
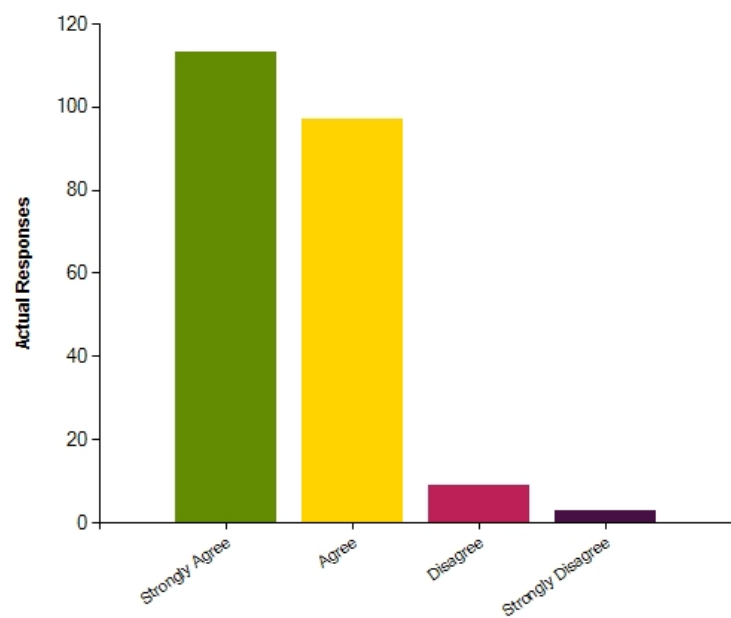
Average Response	1.3
Most Popular Response	Strongly Agree



**Question :** The school sets appropriate home learning for my child

	Strongly Agree	Agree	Disagree	Strongly Disagree
No. Of Responses	113	97	9	3
Response Percentage	50.9	43.69	4.05	1.35

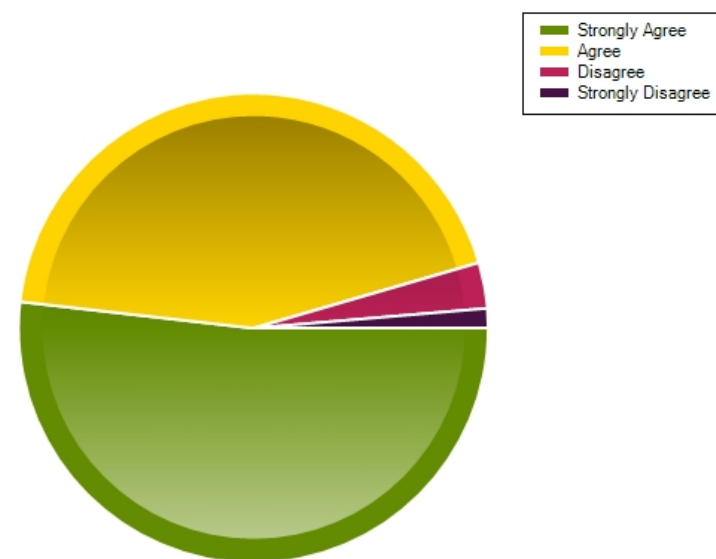
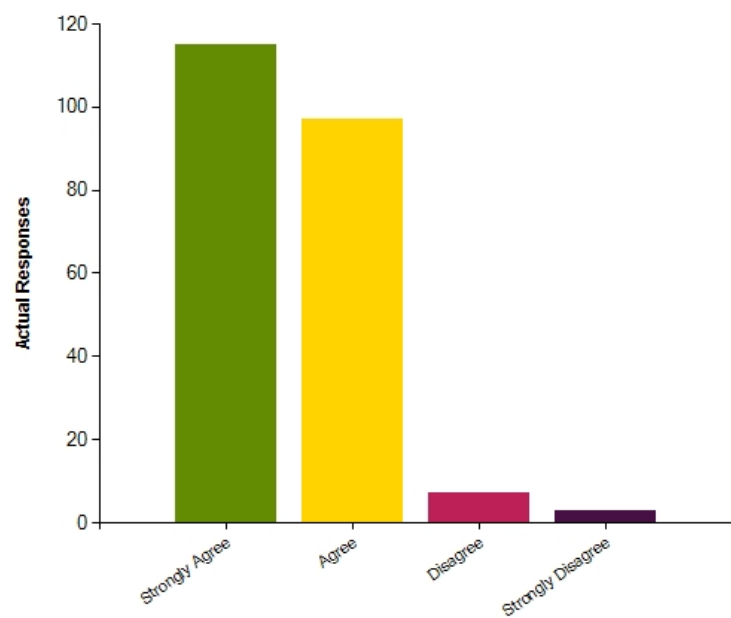
Average Response	1.56
Most Popular Response	Strongly Agree



**Question :** The school makes sure that my child is will prepared for the future

	Strongly Agree	Agree	Disagree	Strongly Disagree
No. Of Responses	115	97	7	3
Response Percentage	51.8	43.69	3.15	1.35

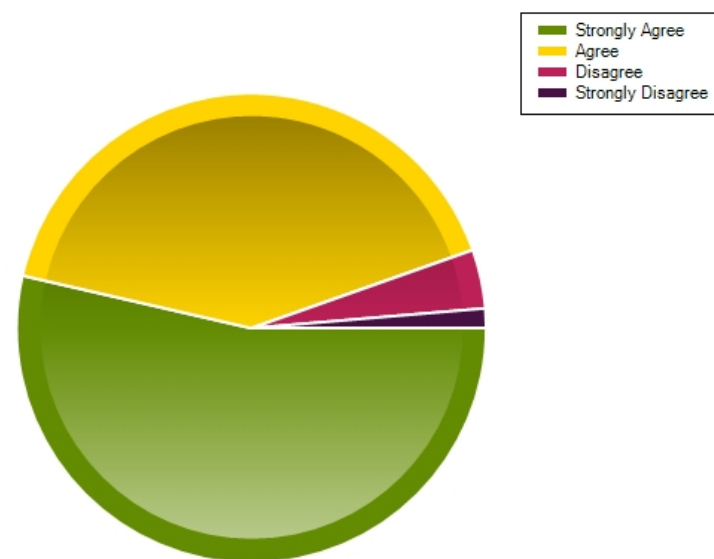
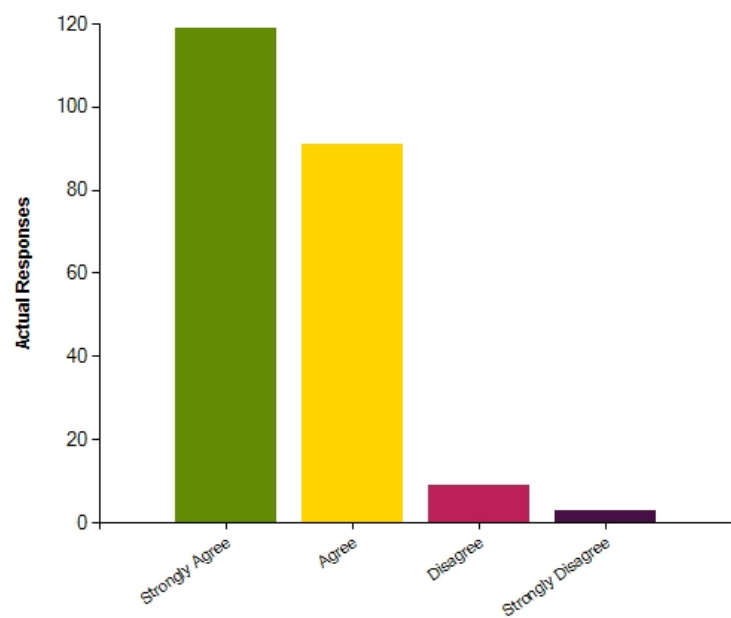
Average Response	1.54
Most Popular Response	Strongly Agree



**Question :** There is a good range of activities including trips or visits for my child to take part in

	Strongly Agree	Agree	Disagree	Strongly Disagree
No. Of Responses	119	91	9	3
Response Percentage	53.6	40.99	4.05	1.35

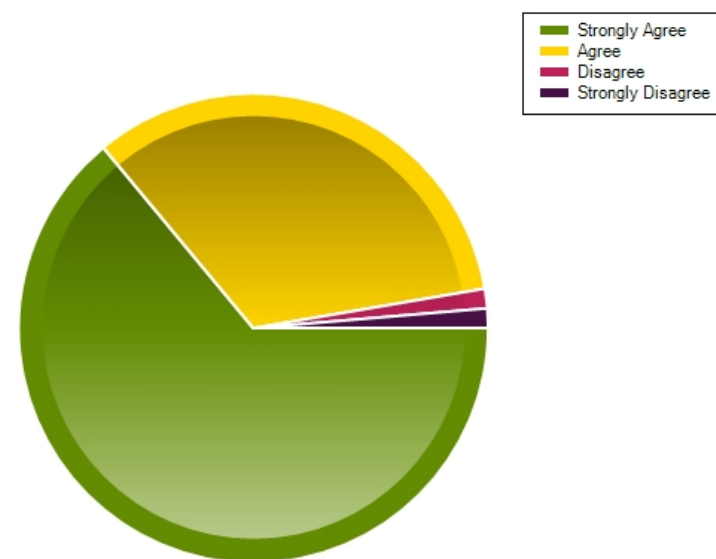
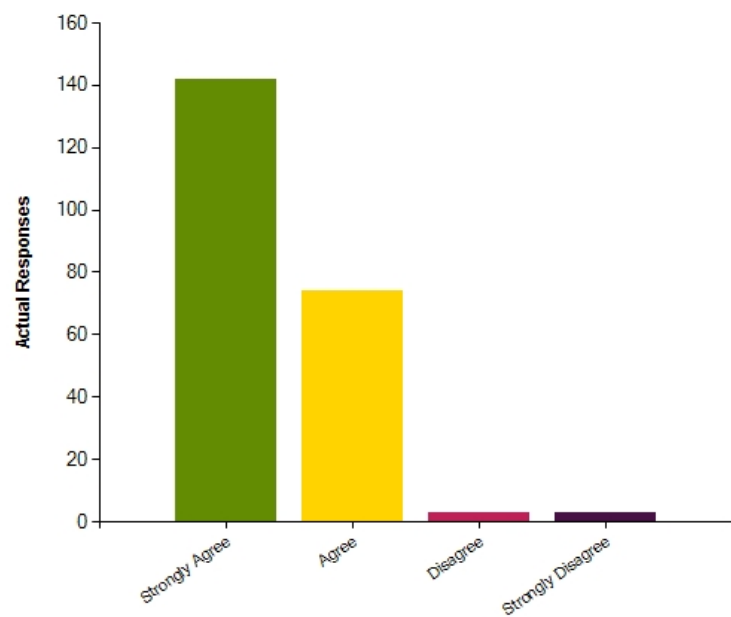
Average Response	1.53
Most Popular Response	Strongly Agree



**Question :** The school treats my child fairly and with respect

	Strongly Agree	Agree	Disagree	Strongly Disagree
No. Of Responses	142	74	3	3
Response Percentage	63.96	33.33	1.35	1.35

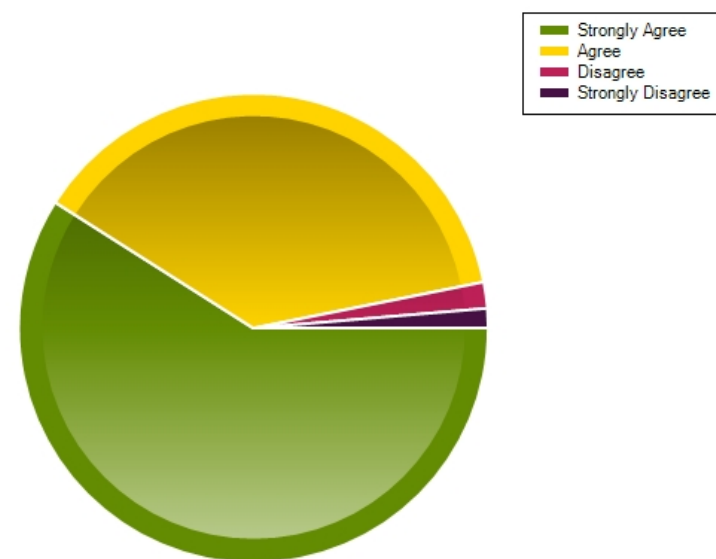
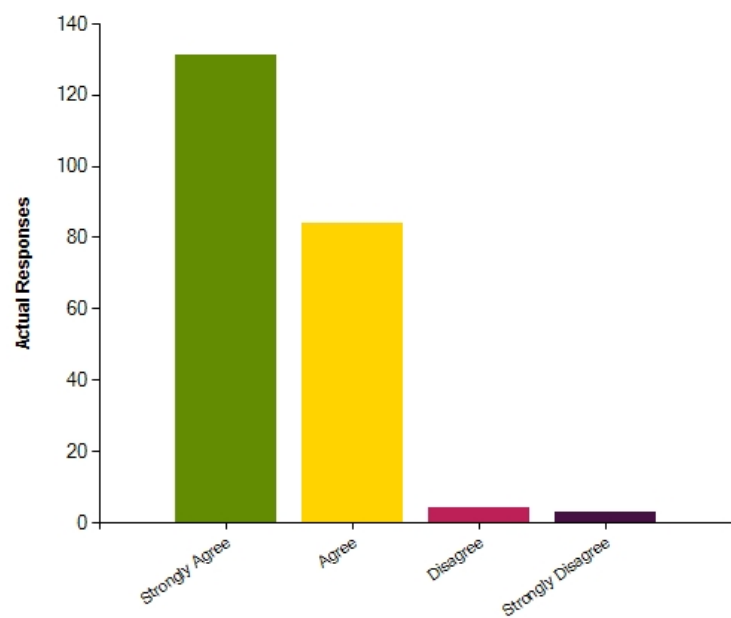
Average Response	1.4
Most Popular Response	Strongly Agree



**Question :** The school meets my child's particular needs

	Strongly Agree	Agree	Disagree	Strongly Disagree
No. Of Responses	131	84	4	3
Response Percentage	59.01	37.84	1.8	1.35

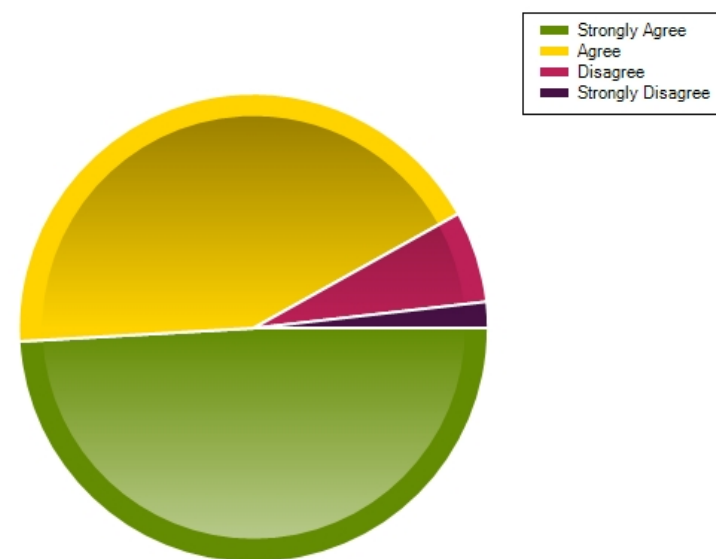
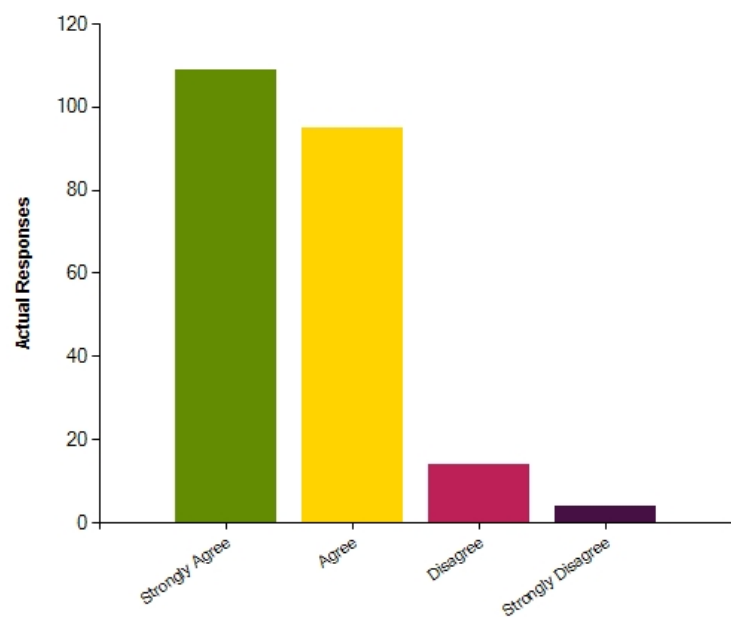
Average Response	1.45
Most Popular Response	Strongly Agree



**Question :** The school informs me about the types of support available for my child's particular needs

	Strongly Agree	Agree	Disagree	Strongly Disagree
No. Of Responses	109	95	14	4
Response Percentage	49.1	42.79	6.31	1.8

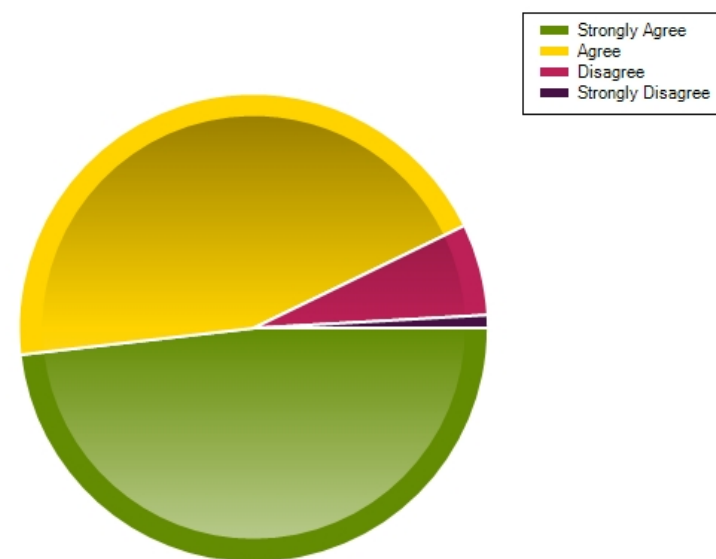
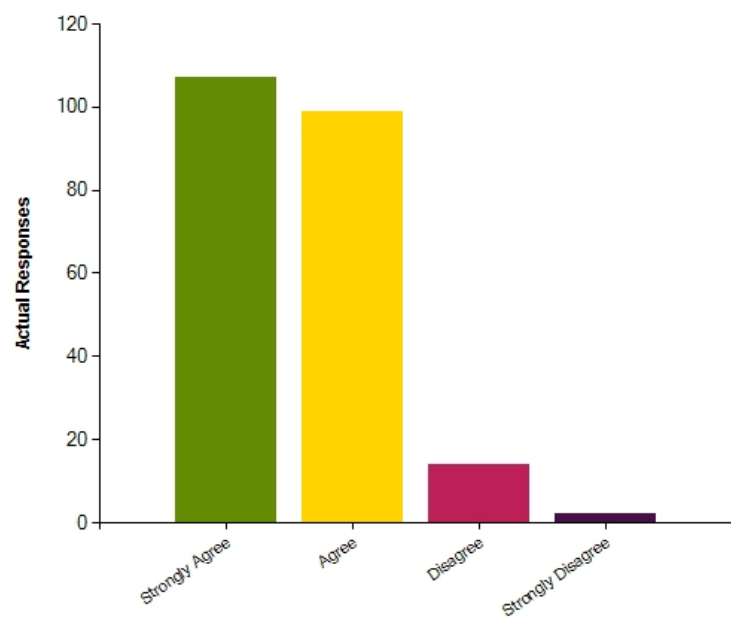
Average Response	1.61
Most Popular Response	Strongly Agree



**Question :** The school provides specialist support for my child's particular needs

	Strongly Agree	Agree	Disagree	Strongly Disagree
No. Of Responses	107	99	14	2
Response Percentage	48.2	44.59	6.31	0.9

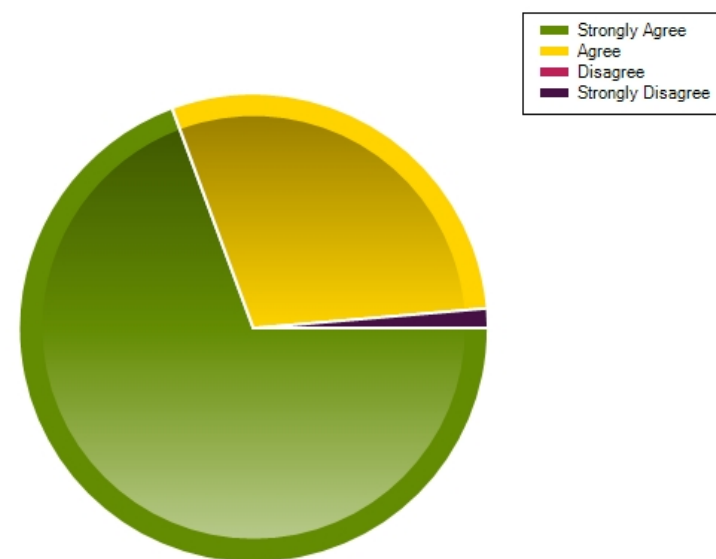
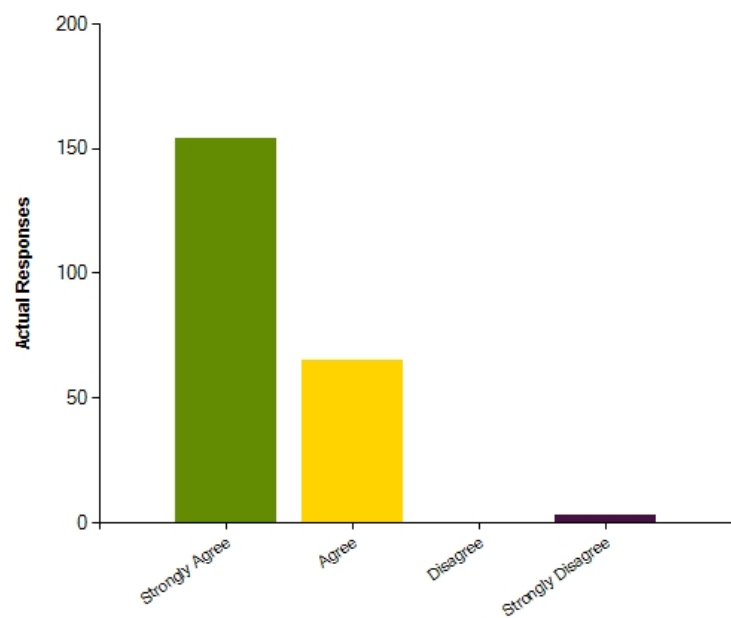
Average Response	1.6
Most Popular Response	Strongly Agree



**Question :** Teaching is good at this school

	Strongly Agree	Agree	Disagree	Strongly Disagree
No. Of Responses	154	65	0	3
Response Percentage	69.37	29.28	0	1.35

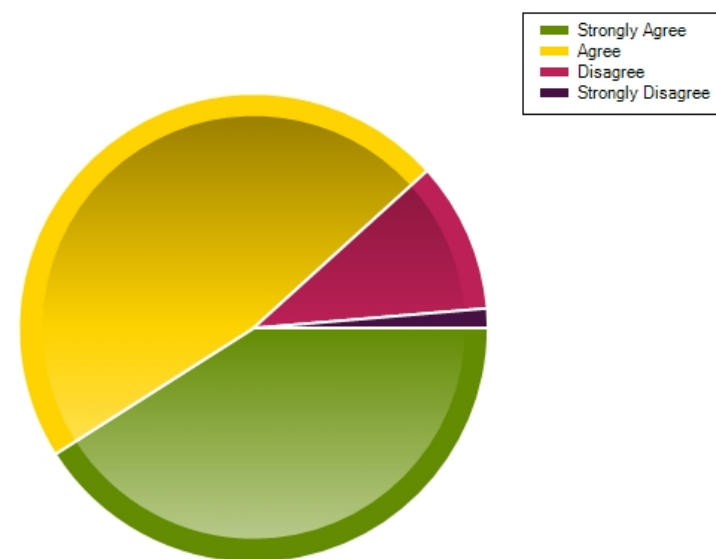
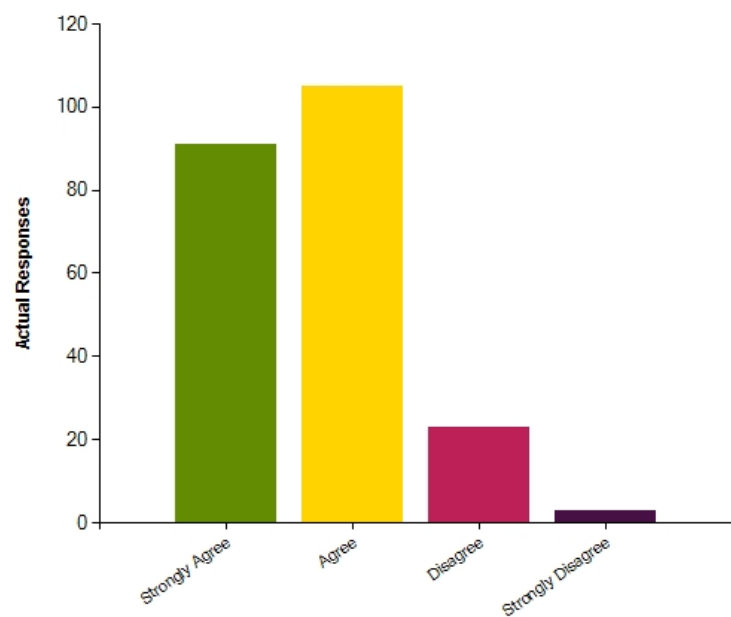
Average Response	1.33
Most Popular Response	Strongly Agree



**Question :** The school deals effectively with unacceptable behaviour

	Strongly Agree	Agree	Disagree	Strongly Disagree
No. Of Responses	91	105	23	3
Response Percentage	40.99	47.3	10.36	1.35

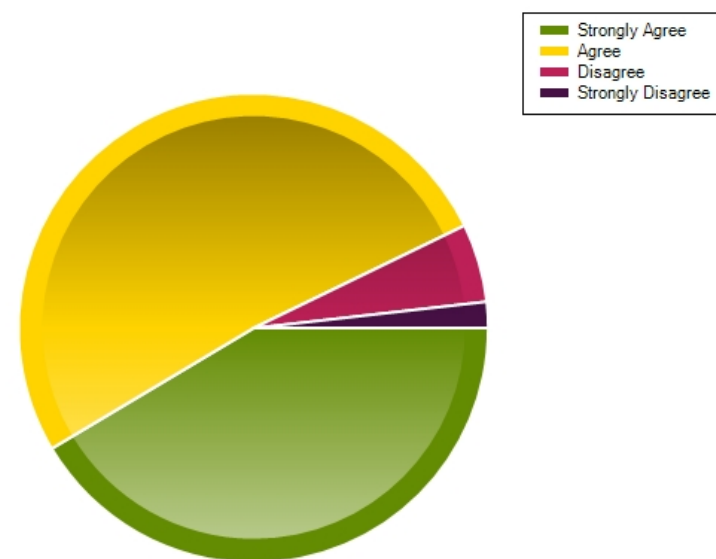
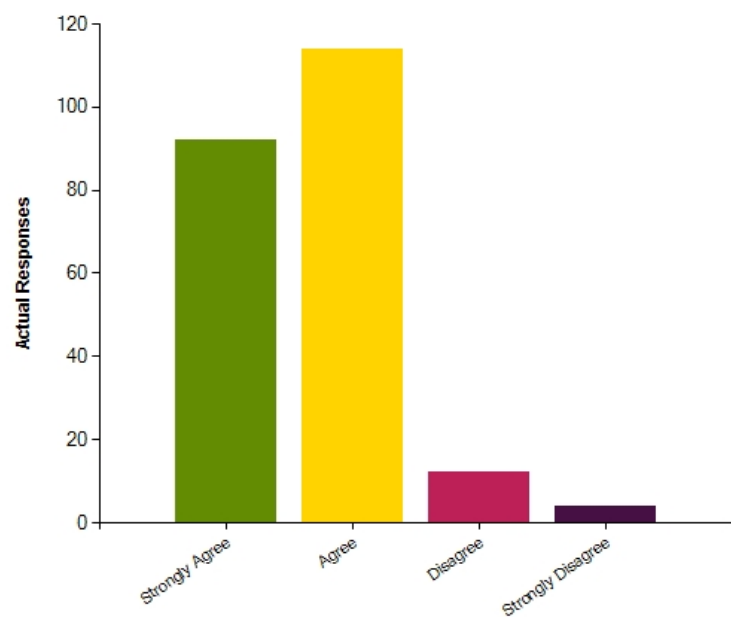
Average Response	1.72
Most Popular Response	Agree



**Question :** The school has appropriate procedures for dealing with complaints

	Strongly Agree	Agree	Disagree	Strongly Disagree
No. Of Responses	92	114	12	4
Response Percentage	41.44	51.35	5.41	1.8

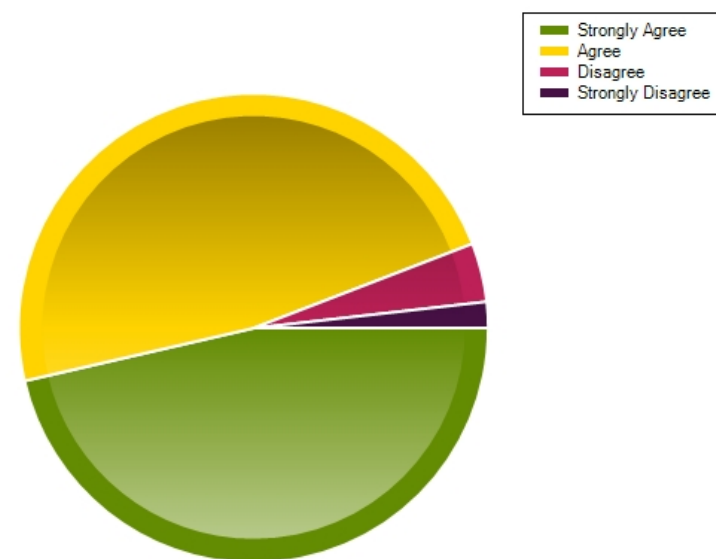
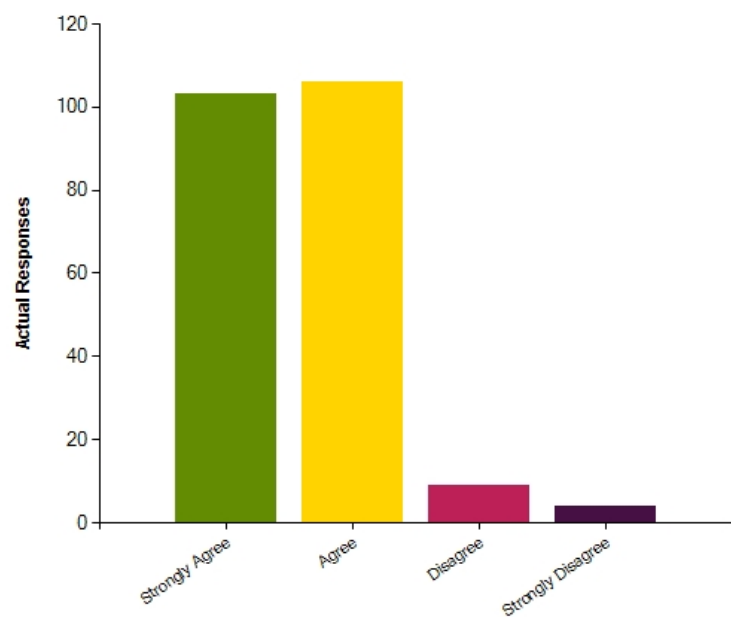
Average Response	1.68
Most Popular Response	Agree



**Question :** The school takes account of my suggestions and concerns

	Strongly Agree	Agree	Disagree	Strongly Disagree
No. Of Responses	103	106	9	4
Response Percentage	46.4	47.75	4.05	1.8

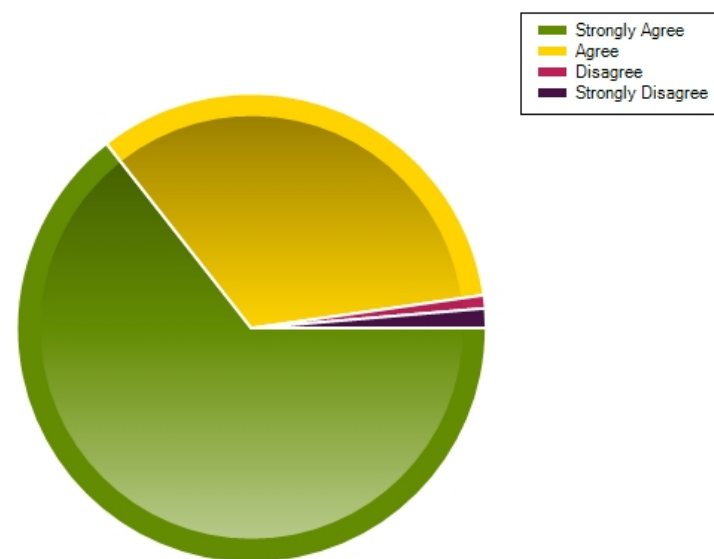
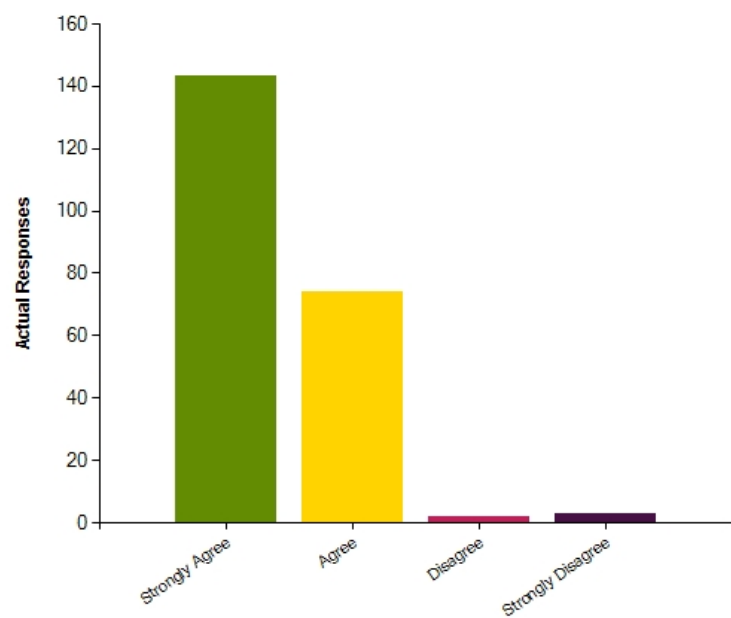
Average Response	1.61
Most Popular Response	Agree



**Question :** The school is led and managed effectively

	Strongly Agree	Agree	Disagree	Strongly Disagree
No. Of Responses	143	74	2	3
Response Percentage	64.41	33.33	0.9	1.35

Average Response	1.39
Most Popular Response	Strongly Agree



**Question :** Overall, I am happy with my child's experience at this school

	Strongly Agree	Agree	Disagree	Strongly Disagree
No. Of Responses	148	70	1	3
Response Percentage	66.67	31.53	0.45	1.35

Average Response	1.36
Most Popular Response	Strongly Agree

