

Dear Parent/Carer,

We hope you are all keeping safe and well at this time. Staff have been working on how to provide varied and appropriate learning opportunities to support your child which we detail in the newsletter this week.



Changes to Distance Learning

We have now reached the situation where the seven weeks period of closure will soon be passed. As a result, we will be providing further learning for our children through the means of a learning grid which will be available from Monday on the [West St Leonards home learning page](#). This will still provide coverage across reading, writing and maths, as well as the wider curriculum subjects, but will now be tailored more towards the learning that children would be experiencing in school to now support children in light of the government's notifications that there will be a potential phased return in the coming months.

Year 2 Learning Grid					
(for week beginning 11th May and week beginning 18th May) Topic: 'Out of an Egg'					
Phonics - Continue to work from phonics and sounds for home and school to support daily phonics learning. If you need to go back to a previous session, keep practicing that it is not a problem. More sessions will be released daily to move the learning forwards.					
Talk for Writing - Look through the activities in your Talk for Writing distance learning pack. Each lesson contains a video for you to watch and questions to complete once you have understood the learning.					
Maths - Go to the Maths Home Learning and look for the focus for this week. Each lesson contains a video for you to watch and questions to complete once you have understood the learning.					
Write Curriculum Session 1 Learning Objectives: Design and make a character mask.	Write Curriculum Session 2 Learning Objectives: Can you follow an egg and what it is?	Write Curriculum Session 3 Learning Objectives: Write a fact file about interesting and unusual animals that lay eggs and live in Australia.	Write Curriculum Session 4 Learning Objectives: Learn about the famous food historian Mary Anning, where did she live and what did she do? What did she discover? Can you be famous history expert?	Write Curriculum Session 5 Learning Objectives: Compare human with dinosaurs. What things are similar and what things are different?	Write Curriculum Session 6 Learning Objectives: Look at the list of ingredients on the next page. Organise these into three food groups: egg and those that do not.

What you will now therefore find on the home learning page is a folder for each year group that contains a two week learning grid, structured in such a way that it allows you to strategically find the opportunities to support the learning amongst your other roles to support your families. You will note that the learning is much more attuned to the approaches used in school, such as Talk for Writing and Maths Mastery whilst also allowing children to complete wider curriculum tasks that focus on the termly topics that they would have been completing in school. Some of this is found through weblinks (such as the Maths and Phonics for Reception and KS1) but also through resources found in the relevant year group folder where necessary, such as the Talk for Writing activities and any additional necessary wider curriculum resources.

As the weeks continue, we will continue to look for ways and means to support the learning in the lead up to the potential phased return and keep you updated to ensure the transition remains as fluid as possible amidst these uncertain times.

West St Leonards Learning Channel

We can now proudly say that we have over 100 subscribers to the learning channel, showing that people still appreciate the dedication that teaching staff are showing in supporting reading and learning at home. You can see that Mrs Williams is still the winner so far with 280 views for her telling of '100 Sausages' by Yuval Zommer, followed closely by Mr Elvy's music lesson with 269 views. Log in and see if we can create a new leader on the channel by either watching your favourite video again or by watching the new videos coming out soon.

Fieldwork Live

We have heard great feedback around the Fieldwork Live lessons and resources that have been shared in the last few newsletters. Last Monday, children were able to learn about soil and its importance in our world, geographically and scientifically. If you missed the lesson, it is now free to access [here on the FieldWork Live site](#) along with all of the worksheets for the learning.

You can view the [list of sessions available and book here](#) for future sessions. These are all supported by a free resource pack which has been designed for you to prepare children prior to the live session, providing some pre-lesson activities and handouts.

Learning French and German

We have had a number of parents show their interest in using the French and German resources we offered some weeks ago. This online package of learning provides some welcome variety to the distance learning children will be doing currently so please email the school at office@wslprimaryacademy.org.uk for login details if you wish to try this.

Free Sustrans Resources for Families and Air Quality Worksheets to Support Home Learning

Sustrans, the charity making it easier for people to walk and cycle, have shared **free resources** to keep children active and engaged while social distancing measures remain in place.

Over the course of each month, Sustrans will send 4 emails, with 5 activities, a challenge and a printable resource per email. The activities will be simple and have a different theme each day. For example, "research how to undertake an ["M-check"](#)". This is a practical task with life skills for children and young people to get involved with and take ownership of.


To receive these inspirational activities, parents and carers can sign up to their family focused newsletter [here](#).

Celebrating Our Superb Learners

The response this week for photos has been amazing, ranging from writing and building to other children raising money or supporting people in need. Based on the response this week, teachers wanted to show their appreciation to the children to show just how impressed we all are that they are working hard and showing their kindness in the community.




Hugh, this is excellent! I really love how you have tried to not only think about art just on paper, but to make other models as well. It is great to see you writing stories, especially thinking about current topics. Your lava lamp is very impressive, I wonder if it glows? It looks like you've been very busy working on symmetry and making your family tree. Well done Hugh! - Mr James



A great big well done Lilbet! Wonderful to see that you are continuing to work so hard at home, just as you have always done in school! I was very impressed to see your Science experiment and write up – great practise for KS2 Science! In fact, you are working hard across the curriculum as I can see that you are practising your writing, reading, maths, science and art (love your stripy tiger!) Keep striving for 5 and keep up the hard work! - Mrs Williams




This is a great demonstration of your creativity, resilience and empathy Elsie. You are working hard at home to aid those in the NHS by keeping both their spirits and sugar levels up. Well done! - Mr James



Well done Hannah for working on your times tables. I also note that you have been reading daily using our Bug Club, keep up the fantastic home learning! - Miss Hitchman




I love the different materials you've used Hayden, they all work together so well! The contrast of the gold glitter works very well against the different shades of green. Well done! - Miss Gould




Wow Jack, I really like the way you have drawn pictures that accurately show the weather we have been having. Let's hope we can have more sunshine and less rain clouds on the rest of your chart.— Mrs Toth

A fantastic piece of work Jamie. I like the pictures you have drawn to represent the weather. Hopefully, we will see some more sunshine over the next few weeks. Keep up the good work that you are doing at home.—Miss Craven



What an exciting story about being saved from a shark attack!

Well done Connie for planning and drawing a clear story map. I can see you have worked really hard to think of the important events and it's obvious how proud you are! - Mrs Biggerstaff

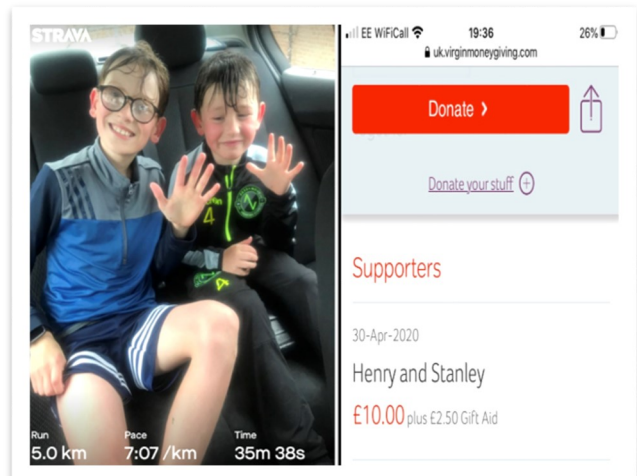


What a thoughtful idea! This letter is a fantastic example of how we can be showing our POW values during a difficult time like this. For a lot of elderly people, having to stay indoors can be extremely lonely, so I'm sure that your letter will put a big smile on someone's face. Well done Tamika - Mr Reynolds



Wonderful to see Jasper showing his creativity POW value, drawing, designing and building! It also looks like he is being a calm and supportive big brother, what a great role model! - Ms Lawrence

Wonderful to see you crafting Eliza and using your DT skills. I can't wait to see what it is you are making using your sewing talents. Well done! - Miss Hitchman



What a fantastic achievement Henry and Stanley! It is wonderful to see you both being proactive and showing your POW values outside of school too. I am sure you will inspire many others to have a go at a 5km run (including me!) - Miss Baker

Huge well done to you Stanley for showing your thoughtfulness and resilience POW Values and completing a fundraising attempt like this. What a role model! - Mrs Williams



We would love to see more children persevering and still striving for a 5 in their work or completing fun activities so keep sending your photos through to:

office@wslprimaryacademy.org.uk